

**GOVERNMENT OF KERALA****Abstract**

Higher Education- Technical- Prospectus for Lateral Entry B.Tech admission 2025-26- Approved- Orders issued

HIGHER EDUCATION (J) DEPARTMENT

G.O.(Rt)No.464/2025/HEDN Dated,Thiruvananthapuram, 10-04-2025

Read 1 G.O (Rt) No. 256/2025/HEDN, Dated 25.02.2025

2 Letter No. DTETVM/2266/2025-ACB2, Dated 28.03.2025 from the Director of Technical Education, Thiruvananthapuram

ORDER

In the circumstances reported by the Director of Technical Education, Thiruvananthapuram, as per the letter read above, Government are pleased to approve the Prospectus for Admission to B.Tech (Lateral Entry) Course for the academic year 2025-26, which is appended to this order.

(By order of the Governor)

ASHA A K

DEPUTY SECRETARY

To:

The Director of Technical Education, Thiruvananthapuram.

The Director, LBS Centre for Science & Technology, Thiruvananthapuram.

The Commissioner for Entrance Examinations, Thiruvananthapuram.

The Principal Accountant General (A&E/Audit), Kerala,
Thiruvananthapuram.

www.highereducation.kerala.gov.in

Stock File

Forwarded /By order

Signed by

Shinos S

Date: 10-04-2025 11:37:07

Section Officer



Government of Kerala

PROSPECTUS FOR ADMISSION TO

B.TECH (LATERAL ENTRY) 2025-26 ADMISSION, KERALA

(Approved vide **G.O.(Rt)No.464/2025/HEDN Dated, 10-04-2025**)

**Directorate of Technical Education
Padmavilasom Street, Fort, Nalumukku, Pazhavangadi
Thiruvananthapuram 695 023**

CONTENTS

Clause	ITEM	Page No.
1	Introduction	3
2	Institutions, Courses and Intake	3
3	Fee Structure	3
4	Eligibility Criteria for Admission	3
5	Reservation of Seats	5
6	Claim for Reservation	8
7	Claim for Fee Concession	11
8	Tuition Fee Waiver Scheme	12
9	How to Apply	13
10	Admission Guidelines for B.Tech Program For Working Professionals	15
11	Entrance Examination	16
12	Valuation and Declaration of Results	17
13	Centralized Allotment Process(CAP) & Online Submission of Options	17
14	Post Allotment activities	22
15	Transfer Of Fee To Colleges / Refund Of Course Fee	22
16	Preventive measures against Ragging	23
17	No Liquidated Damages	23
18	Other Items	24
No.	Annexure	Page No.
1	Fees for the various courses in Government/ Aided colleges	25
2	Criteria for Rank list preparation	26
3	List of Socially and Educationally Backward Classes (SEBC)	27
4	List of Scheduled Castes (SC)	29
5	List of Scheduled Tribes (ST)	30
6(a)	List of Other Eligible Communities (OEC)	31
6(b)	List of communities eligible for education concession as is given to OEC	32
7	Certificate for claim of special reservation under quota for children of Servicing Defence Personnel (SD)/ Para Military Force Personnel (RP)	33
8	Certificate for claim of special reservation under quota for children of Ex-Servicemen (XS)	34
9	Syllabus for Diploma / D. Voc Students /B.SC STUDENTS	35
9.1	Syllabus for Diploma and D. Voc Students -Basics of Civil & Mechanical Engineering	35
9.2	Syllabus for Diploma and D. Voc Students -Basics of Electrical and Electronics Engineering	36
9.3	Syllabus for Diploma and D. Voc Students -Programing in C	37
9.4	Syllabus for Diploma and D. Voc Students -Engineering Mechanics	38
9.5	Syllabus for Diploma and D. Voc Students -Mathematics	39
9.6	Syllabus for Diploma and D. Voc Students -English	39
9.7	Syllabus for B.Sc students- Mathematics	40
9.8	Syllabus for B.Sc students -Engineering Physics	41
9.9	Syllabus for B.Sc students -Engineering Chemistry	42
9.10	Syllabus for B.Sc students- Programming in C	43
9.11	Syllabus for B.Sc students- English	43
10	Undertaking from the students as per the provisions of anti-ragging verdict by the Hon'ble Supreme Court of India	44
11	Certificate to be produced by the applicants belonging to AAY and PHH category	45
12	Income and assets certificate to be produced by economically weaker sections (EWS) in general category	46
13	Employment & NO Objection Certificate	47
14	Experience and Conduct Certificate	48
15	Guidelines for Documents to be uploaded	49
16	Instructions for filling OMR Answer sheet	50
17	District Facilitation Centres	52

PROSPECTUS FOR ADMISSION TO B.TECH LATERAL ENTRY COURSE 2025-26

1. INTRODUCTION

Lateral Entry Scheme is intended to admit meritorious Diploma/D.Voc/B.Sc holders to the Third Semester of the B. Tech courses to acquire a Degree in Engineering. Lateral Entry Scheme is approved by Government of Kerala as per G.O (MS) No.156/2002/H.Edn dated: 13.11.2002 and G.O(Rt)No.1305/2019/H.Edn dated 26.07.2019 for 10% of the sanctioned seats, which shall be over and above, supernumerary to the total seats plus the unfilled vacancies of the first year (lapsed seats of first year). A state level Entrance Examination for the selection is suggested to maintain uniformity among various schemes of Diploma/D.Voc /B.Sc holders.

2. INSTITUTIONS, COURSES AND INTAKE

The list of various Engineering colleges, the courses/branches offered and the number of seats available in each branch will be published in the website www.lbscentre.kerala.gov.in before the ensuing online allotment.

3. FEE STRUCTURE

Fee for the various courses in Government/ Aided/ Self-financing Colleges run by institutions under Govt. Control, Govt. Cost Sharing Colleges and other Private Self-financing/ Autonomous colleges will be as fixed by the Government from time to time. Students will be liable to pay the fees and all other charges as per statutes. Fees structure of various courses in Government/Aided Engineering (merit seats) colleges are given in Annexure 1 of the prospectus.

4. ELIGIBILITY CRITERIA FOR ADMISSION

4.1 Academic Eligibility

Candidates who have passed Minimum THREE years / TWO years (Lateral Entry) Diploma examination with at least 45% marks (40% marks in case of candidates belonging to reserved category) in ANY branch of Engineering and Technology OR Passed B.Sc. Degree from a recognized University as defined by UGC, with at least 45% marks (40% marks in case of candidates belonging to reserved category) and passed 10+2 examination with Mathematics as a subject OR Passed 3-year D.Voc. Stream in the same or allied sector are eligible to apply for the Lateral Entry Test subject to fulfilling the requirements of minimum marks. The Universities will offer suitable bridge courses such as Mathematics, Physics, Engineering drawing, etc., for the students coming from diverse backgrounds to achieve desired learning outcomes of the programme. (Ref: AICTE Approval Process Hand Book 2024-27, Section:8.2, IV, Page No:120). The admission will be subject to regulations prescribed in the prospectus for B.Tech Lateral entry course 2025-26, and of the Universities concerned.

Diploma and B.Sc qualified students will be admitted to any branch of B.Tech, subject to having qualified in the respective Lateral Entry Test.

4.1.1. Diploma /DVoc Candidates

- a. Candidates who have passed diploma in Engineering/ Technology with at least 45% marks (40% in the case of candidates belonging to SC/ST/SEBC categories) are eligible for admission to B.Tech(Lateral Entry) course. Candidates should upload mark list of the Diploma stream examination or a certificate showing the duration of the course and the details of the certificate issuing authority properly authenticated by the head of the institution concerned if the same is not specifically stated in the certificate.
- b. Candidates who have passed D.Voc (Vocational Diploma) stream in the same and allied sector in Engineering /Technology with at least 45% marks (40% in the case of candidates belonging to SC/ST/SEBC categories) are eligible for admission to B.Tech(Lateral Entry) course. Candidates should upload mark list of the D.Voc stream examination or a certificate showing the duration of the course and the details of the certificate issuing authority properly authenticated by the head of the institution concerned if the same is not specifically stated in the certificate.

Those who are appearing for the Final year of Diploma stream / D.Voc stream / B.Sc stream Examination and satisfying the above criteria are also eligible to apply, subject to the condition that they will produce the Qualifying Certificate (original or Provisional) at the time of admission. All such candidates should upload a certificate showing the duration of the course with the details of the certificate issuing authority and properly authenticated by the head of institution concerned.

- 4.1.2. Candidates who have passed BSc Degree from a recognized University with at least 45% marks (40% in the case of candidates belonging to SC/ST/SEBC categories) and passed 10+2 examination with Mathematics as a subject are eligible for admission to B.Tech(Lateral Entry) course. Provided that the students belonging to B.Sc stream shall clear the subject i) Engineering Graphics/Engineering Drawing and ii) Engineering Mechanics of the First year Engineering programme along with the second year subjects. Candidates should upload mark list of the B.Sc stream examination or a certificate showing the duration of the course and the details of the certificate issuing authority properly authenticated by the head of institution concerned, if the same is not specifically stated in the certificate.

The students belonging to B.Sc stream shall be considered only after filling the supernumerary and the unfilled vacancies of the first year B.Tech / BE, with students belonging to the Diploma stream and D.Voc stream.

- 4.1.3. Candidates who have acquired/are acquiring the diploma/D.Voc eligibility from Board outside Kerala State or Board outside India should upload equivalency certificate from Directorate of Technical Education. Matters of eligibility/equivalency will be resolved as per the provisions in the G.O(MS) No. 272/2018/HEdn dated 13.11.2018. No equivalency/eligibility/recognition is required upon degrees obtained from institutions recognized by the UGC.

4.2 Age

Applicants should have completed 18 years of age as on the 31st December 2025. No relaxation in the minimum age will be allowed. However there is no upper age limit.

4.3 Nativity

Only Indian citizens are eligible to apply in all categories of seats in B.Tech (LET) admission. Candidates seeking admission to the courses will be categorized as Keralites and Non-Keralites. Non-Keralite candidates will be considered for 'State Merit' seats under Government

seats and Management Quota seats. They will not be eligible for Communal/ Special/Persons with Disabilities reservation or any fee concession.

4.3.1. Certificates to prove Nativity

Keralites: In order to prove that candidate is an Indian Citizen of Kerala origin for the limited purpose of eligibility for admission, he/she should produce one of the following certificates along with the print out of the application itself.

- i) The true copy of the relevant page of Secondary School Leaving Certificate of the candidate showing the place of birth in Kerala.

OR

- ii) The true copy of the relevant page of the Secondary School Leaving Certificate of either of the parents of the candidate showing Place of Birth in Kerala with corroborative certificate to establish the relationship between the parent and the candidate.

OR

- iii) The true copy of the relevant page of the Passport of the candidate, issued by Government of India, showing Place of Birth in Kerala, or of either of the parents of the candidate showing Place of Birth in Kerala with corroborative certificate to establish the relationship between the parent and the candidate.

OR

- iv) A certificate of birth from the authority competent to register birth (Panchayat/ Municipality/ Corporation) showing the candidate's or either parent's (in which case corroborative certificate to establish the relationship between the parent and the candidate is necessary) place of birth in Kerala, to be issued by a competent registering authority.

OR

- v) A certificate from the Village Officer/ Tahsildar to show that the candidate or his/her father/mother was born in Kerala (This is to be obtained in the prescribed format along with the printout of the application).

OR

- vi) A Certificate from the competent authority showing that the parent of the candidate is an All India Service officer allotted to Kerala cadre.

5. RESERVATION OF SEATS

1. All seats under Lateral Entry scheme will be filled from the common rank list prepared by the Director, LBS Centre for Science and Technology for the LET Admission 2025.
2. In Government Engineering Colleges all seats under Lateral Entry scheme will be allotted as Government seats.

3. 15% of seats under Lateral Entry are reserved as Management seats in Aided Engineering Colleges and remaining 85% will be allotted as Government seats.
4. 50% of seats under Lateral Entry will be allotted as Government seats and 50% seats are reserved as Management seats in Self Financing Engineering Colleges.
5. The availability of seats will be announced before the ensuing online admission.

(A) Special Reservations

One seat each is reserved for Electronics and Communication Engineering, Electrical & Electronics Engineering, Civil Engineering, Mechanical Engineering, Computer Science & Engineering, and Information Technology branch for the children of **Serving Defense personal (SD)/ Para Military force personal (RP)** . For claiming reservation in this quota, the certificate obtained from the concerned authority not earlier than six month from the last date of receipt of application in the prescribed format (Annexure 7) should be uploaded. If seats remain vacant in the above category (SD/RP) for want of eligible applicants, applications from the **children of Ex-servicemen or an Ex-serviceman** himself/herself (XS) shall be considered. For claiming reservation in this quota, the certificate obtained from concerned authorities in the prescribed format (Annexure 8) should be uploaded. This certificate should clearly show that the benefit of reservation has not been granted earlier to any member in the family.

(B) Reservation for Persons with Disabilities (PWD)

Leaving the seats set apart under item (A), 5% seats are reserved in Govt/Aided/Govt Cost Sharing colleges for candidates in benchmark disabilities as stipulated in section 32, chapter VI of the Persons with Disabilities Act 2016. Candidates claiming reservation under this quota shall have a minimum of 40% disability. A disability certificate from the District Medical Board has to be attached along with the application. Such candidates are also directed to produce a certificate obtained from a Medical officer not below the rank of Assistant Surgeon to ensure the fitness of candidates to undergo the course at the time of admission.

MANDATORY RESERVATION

Leaving the seats set apart under items (A) and (B), from the total seats, the remaining seats will be distributed as per the mandatory reservation principle as contemplated in G.O.(P)208/66/Edn. dated 2.5.1966, G.O.(MS) No. 95/08/SCSTDD dated 06/10/2008, G.O(MS)No.10/2014/BCDD dated 23/05/2014 , G.O(MS) No. 128/2020/HEdn dated 20.3.2020 and as modified from time to time. Detailed list of communities under these categories are included in Annexure 3,4, 5, 6(a) and 6(b). The percentage break up of seats as per mandatory reservation are as follows:

a) For Govt/Aided and institutions other than minority:

Sl.No	Category	Percentage
(i)	State Merit (SM)	50%
(ii)	Economically weaker Sections in General Category (EWS)	10%
(iii)	Socially and Educationally Backward Classes (SEBC)	30%
a)	Ezhava (EZ)	9%

	b)	Muslim (MU)	8%	
	c)	Other Backward Hindu (BH)	3%	
	d)	Latin Catholic and Anglo Indian(LC)	3%	
	e)	Dheevera and related communities (DV)	2%	
	f)	Viswakarma and related communities (VK)	2%	
	g)	Kusavan and related communities (KN)	1%	
	h)	Other Backward Christian (BX)	1%	
	i)	Kudumbi (KU)	1%	
	(iv)	Scheduled Castes and Scheduled Tribes	10%	
	a)	Scheduled Caste (SC)	8%	
	b)	Scheduled Tribe (ST)	2%	

b) For Institutions having minority status:

Sl.No	Category	Percentage
(A)	State Merit	60%
(B)	Socially and Educationally Backward Classes	30%
a.	Ezhava (EZ)	9%
b.	Muslim (MU)	8%
c.	Other Backward Hindu (BH)	3%
d.	Latin Catholic & Anglo Indian (LA)	3%
e.	Dheevera and Related communities (DV)	2%
f.	Viswakarma and related communities (VK)	2%
g.	Kusavan and related communities (KN)	1%
h.	Other Backward Christian (BX)	1%
i.	Kudumbi (KU)	1%
(C)	Scheduled Castes & Scheduled Tribes	10%
a.	Scheduled Casts (SC)	8%
b.	Scheduled Tribes (ST)	2%

- Note:**
- The seats unavailed by the SC candidates will go to the ST candidates and vice versa in the final allotment for all colleges.
 - The seats unavailed by the SC/ST candidates will be filled from OEC Category. Seats unavailed by OEC candidates will be allotted to state merit candidates in the final allotment for all colleges.
 - The seats unavailed by SEBC candidates will be allotted to State Merit candidates in the final allotment for all colleges.
 - Seats unavailed by EWS candidates will go to State Merit for all colleges
 - If any seat, in any special reservation quota including PWD quota, is left unavailed it will go to State Merit.

6. CLAIM FOR RESERVATIONS

Claims for Special/Mandatory reservations must be made by a candidate in the online application and the supporting documents shall be uploaded within the stipulated time. **The claim has to be specified in the application in the respective places.** Claims made after the last date of submission of application will not be entertained even if supporting evidences are produced. The claims for Special and Mandatory Reservation once made in the application cannot be altered by the candidate under any circumstances after final confirmation.

(A) State Merit: The seats under the State merit will be filled purely on the basis of merit(State wide) irrespective of the category/community to which the candidates belong

(B) Claim for Communal Reservation under Socially and Educationally Backward Classes (SEBC)

Reservation to the Socially and Educationally Backward Classes will be in accordance with the provisions contained in G.O.(P)208/66/Edn. dated 02.05.1966, G.O.(Ms) No.95/08/ SCSTDD dated 06.10.2008, GO(MS) No. 10/2014/BCDD dated: 23.05.2014, G.O.(P) No. 1/2015/BCDD dated: 01.01.2015, GO(MS) No. 4/2015/H.Edn. dated: 05.01.2015, GO(MS) No. 15/2015/H.Edn. dated: 19.01.2015, GO(MS) No. 03/2018/BCDD. dated: 09.04.2018, GO(MS) No. 05/2020/BCDD. dated: 16.03.2020, G.O(Rt)No.01/2022/BCDD dated:25.02.2022 and as amended from time to time and will be in accordance with the Orders of the Hon'ble Supreme Court of India/ Hon'ble High Court of Kerala or Orders of the Government of Kerala/ Government of India.

(a) Candidates belonging to Socially and Educationally Backward Classes as per G.O.(P) 208/66/Edn. dated 02.05.1966, GO(MS) No. 10/2014/BCDD dated: 23.05.2014, G.O.(P) No. 1/2015/BCDD dated: 01.01.2015, GO(MS) No. 4/2015/H.Edn. dated: 05.01.2015 and GO(MS) No. 15/2015/H.Edn. dated: 19.01.2015 should upload to the online application, a certificate to the extent that the candidate belongs to the community which is designated as a Socially and Educationally Backward Class and does not belong to the category of Creamy Layer, in the proforma given as Annexure 8 of the G.O.(P) No. 1/2015/BCDD dated: 01.01.2015. The names of castes and communities under SEBC are given in Annexure 3. Only the claims of the candidates of those communities that are included in the list as incorporated in the respective Annexure of the Prospectus 2025 will be considered. Claims by candidates belonging to other communities, which are not included in the Annexure, will be rejected even if certificates from the concerned Revenue Officers have been obtained and uploaded to the online application.

(b) Candidates belonging to Ezhava, Muslim, Other Backward Hindus, Latin Catholic & Anglo Indians, Dheevera and related communities, Viswakarma and related communities, Kusavan and related communities, Other Backward Christian and Kudumbi communities, claiming reservation under SEBC Quota should invariably **upload Non-Creamy Layer certificate in the prescribed format for State Government Education purpose** obtained from the Village Officer concerned

(c) Reservation under SEBC for children of inter-caste married couples: Children of Inter-caste married couple with either the father or mother belonging to a community included in SEBC list, or with father and mother belonging to different communities, both of which are included in the SEBC list, are eligible for reservation under SEBC. Such candidates should upload a Non-Creamy Layer certificate for State Education Purpose specifying the community of the candidate from the Village Officer in the prescribed proforma.

(d) Candidates who are children of Inter-Caste married couple of whom one is SC/ST, will be eligible for educational and monetary benefits admissible to SC/ST as per Para 2 (ii) of G.O.(MS)No.25/2005/SCSTDD dated 20.06.2005, if eligible for reservation under SEBC, will be granted the same, based on the Non-Creamy Layer Certificate for State Education Purpose obtained from the Village Officer and the inter-caste marriage certificate issued by the Tahsildar to be uploaded to the online application. Candidates claiming SC/ST reservation who are children of Intercaste married couple of whom one is SC/ST, should upload the Extract of First standard school admission register showing the caste/community and the relevant page of secondary school leaving certificate also. If the candidate is not from the Kerala SSLC stream, relevant page of the School Leaving Certificate of the parents should be uploaded..

(e) The candidature/ allotment/ admission of the candidates who furnish fake Non-Creamy Layer certificates are liable to be cancelled. Such candidates are also liable to be debarred from appearing for the Entrance Examination for a period extending upto two years.

(C) Claim for Reservation under Scheduled Castes/Scheduled Tribes Quota

- (i) Scheduled Caste/Scheduled Tribe candidates should obtain the caste/ community certificate from the Tahsildar which should be uploaded while submitting application (See Annexure 4 & 5 for the list of SC/ST communities). SC/ST community status of children of parents contracted inter-caste marriage will be subject to the orders/clarification issued in G.O(MS) No.25/2005/ SCSTDD dated 20- 06-2005 and the judgment dated 10-08-2005 of the Full Bench of the Hon'ble High Court of Kerala in WP 2483/2005 and connected cases and G.O(MS) No.109/2008/SCSTDD dated 20.11.2008.
- (ii) As per G.O.(MS)No.109/2008/SCSTDD, dated 20.11.2008, the children born of inter- caste married couple of which one of the parents is SC/ST can claim the status of SC/ST on proof of the conditions of acceptance, customary traits and tenets under which such children are brought up.
- (iii) The competent authority issuing SC/ST community certificate to children born of inter-caste married couple, of which one of the parents is SC/ST, should ensure that the claimant is subjected to same social disabilities and following the same customs and traditions and the community has accepted that person to its fold as such. The authority to issue caste certificate should also ensure that
 - (a) Each case shall be examined individually in the light of the existing facts and circumstances.
 - (b) The claimant has suffered disabilities – socially, economically and educationally.
 - (c) The society has accepted the claimant to their original fold as one among them and is living in the same social tenet.
- (iv) The Christian converts who have subsequently embraced Hinduism should upload caste/community certificate in the prescribed format while submitting the application. The following certificate should also be got recorded by the revenue official below the certificate “The certificate is issued after observing the guidelines issued in Government Circular No.18421/E2/SC/ STDD dated 15.12.1987”.

The names of castes and communities are given in Annexures 4 and 5. For claiming SC/ST reservation Community Certificate from Tahsildar is to be obtained in the prescribed format and uploaded to the online application

- (v) The applications for the reserved seats of Scheduled Castes/Scheduled Tribes candidates which do not contain SC/ST Certificate (Community Certificate) from the Tahsildar in the online application will not be considered on any account for claiming community reservation against the seat reserved for SC/ST candidates (vide G.O.(MS) 31/90/SCST/DD dated 25.05.1990).

The community certificate should clearly specify that the candidate himself/herself (not the father or mother) belongs to the Scheduled Castes/Scheduled Tribes. The community certificate as per G.O.(MS) No.136/07/RD, dated 27.04.2007 will be accepted.

The candidates who are reconverted to Hinduism from Christianity, of Scheduled Caste origin, should upload community certificate from the Tahsildar concerned, to the online application, along with a copy of Gazette Notification regarding re-conversion. Such candidates should also upload the Sudhi Certificate and relevant page of the the school documents of the candidate and his/her parents

- (vi) The SC/ST claims in respect of those who have migrated from one State to another will be subject to the provisions of G.O (MS) No.10/86/SC/STDD dated 12.2.1986. Only the children of those who had migrated to this State before the promulgation of the Constitution (Scheduled Castes) Order 1950 and the Constitution (Scheduled Tribes) Order 1950 and ordinarily reside in this State can claim SC/ST benefits from the State of Kerala.

They must be able to prove this, if required. SC/ST claims in respect of candidates whose parents were natives of other states but migrated to the state of Kerala before 1950 shall upload documents of migration also.

- (vii) **Claim of OEC candidates against the unavailed seats of SC/ST candidates :** Other Eligible Community (OEC) candidates are eligible for the unavailed seats, if any, under SC/ST quota, as per G.O(P) No. 135/87/H.Edn, dated 06.05.1987. They should specify their community status in the application. Such candidates should upload “Non-Creamy Layer Certificate” for State Government Education Purpose from the authority concerned as per G.O(P)No.1/2015/BCDD dated 1/1/2015 and G.O(Ms)No.4/2015/H.Edn dated 5/1/2015. Relaxation in marks in the qualifying examination as in the case of SEBC candidates will be applicable to OEC candidates (As per G.O(P) No.53/2000/SCSTDD dated 03.07.2000). The list of Other Eligible Communities is given in Annexure 6(a) of the Prospectus.

WARNING:

- Those who produce false SC/ST Certificate for claiming reservation under SC/ST quota shall be liable for the penalties stipulated in Section 15 of the Act referred to in Clause (C) above. Candidates and their parents who make such applications are warned that in addition to prosecution they will have to suffer the following consequences, in case the SC/ST certificate produced is found to be false and the candidate does not belong to any SC/ST communities, under Section 16 of the Act "Benefits secured on the basis of false

community certificates will be withdrawn:”

2. Whoever not being a person belonging to any of the Scheduled Castes or Scheduled Tribes secures admission in any educational institution against a seat reserved for such castes or tribes or secures any appointment in the Government, Government Undertakings, Local Authority or in any other Company or Corporation owned or controlled by the Government or in any aided institution against a post reserved for such castes or tribes or enjoys any other benefits intended exclusively for such castes or tribes by producing a false community certificate shall, on cancellation of the false community certificate, be removed by cancelling the irregular admission in the concerned educational institution, or as the case may be, removed from the said service forthwith and any benefit enjoyed by him as aforesaid shall be withdrawn forthwith.
3. Any amount paid to such person by the Government or any other agency by way of scholarship, grant, allowance, stipend or any other financial benefit shall be recovered as if it is arrears of public revenue due on land.
4. Any degree, diploma or any other educational qualifications acquired by such person after securing admission in any educational institution on the basis of a false community certificate shall also stand cancelled on cancellation of the community certificate obtained by him.

(D) Claim for reservation of candidates belonging to general candidates, who are classified as EWS

To avail reservation for Economically Weaker Sections in general category (EWS) the candidates should upload necessary certificates from concerned Village officer (Annexure 11/Annexure 12) to be considered under this category. The annual family income for EWS category candidates shall not exceed Rs.4 lakhs(Four Lakhs) as per G.O.(Ms)No.2/2020/P&ARD dated 12.02.2020. There is no income limit to those EWS candidates belonging to Anthyodaya/Annayojana and Priority House Hold.

Note: i) The Certificate issued by the e-District portal of the Government of Kerala will be preferred in lieu of the respective certificates.

(ii) Validity Period of Community, Non Creamy Layer and Income certificates will be as per the relevant guidelines of the revenue department.

7. Claims for Fee Concessions

1. Claim for fee concession to OEC Candidates listed in Annexure 6(a): Candidates belonging to Other Eligible Communities are exempted from payment of fee at the time of allotment to professional Degree Courses under Government/Community quota as per G.O. (MS) No. 36/07/SCSTDD dated 03.07.2007. Those OEC candidates who have uploaded the Non-Creamy Layer Certificate for availing the applicable reservation will be granted the fee concession based on the Non-Creamy Layer Certificate. But those OEC candidates who do not come under Non-Creamy Layer Category should upload the Community Certificate obtained from the village officer to the online application for availing the fee concession. However as token of acceptance of seat allotment, they have to remit an amount of Rs.100/- as Caution Deposit.

2. Claim for fee concession to the candidates belonging to communities listed in Annexure 6 (b): Candidates belonging to the communities listed in Annexure 5 (b) whose annual family income is up to Rs.6 lakhs are exempted from payment of fee at the time of allotment to Professional Degree Courses under Government/Community Quota as per GO (MS) No. 10/2014/BCDD dated: 23.05.2014. They should upload Community and Income Certificates from the Village Officer in the prescribed format to the online application.

3. Claim for fee concession to the children of Fisherman: Candidates who are the children of Registered Fishermen allotted against merit seats or against the seats reserved for them are exempted from payment of fees to Professional PG/Degree Courses as per G.O (MS)No.47/14/FPD, Dated 09.06.2014 if they upload a certificate from Fisheries Officer concerned of Kerala Fishermen Welfare Fund Board along with the application.

4. Claim for fee concession to the inmates of Sri Chitra Home, Nirbhaya Home & Juvenile Home: Candidates who are inmates of Sri Chitra Home, Nirbhaya Home & Juvenile Homes and other institutions run by Government allotted against Merit Seats are exempted from payment of fees to Professional Degree Courses as per G.O.(MS) No.130/90/H.Edn., Dated.31.05.1990. Fee concession to these students will be provided based on the certificate issued to them by the Director, Department of Women and Child Development. Such students must upload this certificate with the application.

- *No claims whatsoever regarding reservations or fee concessions will be considered after the closing date of application.*
- *Certificates in the e-district format can also be used.*

8. TUITION FEE WAIVER SCHEME (TFW)

There are a maximum of 5% seats supernumerary in nature under Tuition Fee Waiver (TFW) scheme. It is provided to women, physically handicapped and Other Eligible (Economically weak) students from any of the background (GEN/OBC/SC/ST) to be admitted in Degree program of the institute.

Following are main features of the Scheme:

- Sons and daughters of parents (Father and Mother both) whose annual income is up to Rs 8.00 lakhs from all sources shall only be eligible.
- The waiver is limited to the Tuition Fee only. All other fee (except Tuition Fee) will have to be paid by the beneficiary student.
- Applications are invited during registration; but shall be taken into consideration after completion of second phase of document verification. The beneficiary student admitted under this scheme shall not be allowed to change the course (Branch/Discipline) under any circumstances.
- The scheme shall come into effect once 30% seats of sanctioned seats are filled and the institute is able to fill supernumerary seats as per scheme. Students who want to avail the scheme must get the valid income certificate from the competent authority.

9. HOW TO APPLY

9.1 Application for appearing in the Entrance Examination

Candidates seeking admission to the course have to apply online through the website www.lbscentre.kerala.gov.in of LBS Centre for Science and Technology. **Application Fee** for General and SEBC candidates is **Rs.1100/-** (Rupees One Thousand One Hundred Only). In the case of SC/ST candidates and those eligible for SC/ST benefits as per G.O. (MS) No.25/05/SCSTDD dated 22.06.2005, the application fee is **Rs.550/-** (Rupees Five Hundred and Fifty Only). Application fee can be remitted through our online portal, also application fee can be remitted at any one of the branches of the Scheduled Bank (to be notified) in Kerala.

Candidates referred to in Clause 7(d)(f), who are children of Inter-Caste married couple of which one is SC/ST who will be eligible for educational and monetary benefits admissible to SC/ST as per Clause 2 (ii) of GO (MS) No.25/2005/SCSTDD dated 20.6.2005, should remit the fee meant for SC/ST and should upload an inter-caste marriage Certificate from the Revenue officials.

9.2 Remittance of Application Fee and Submission of Application Form

Application fee can be remitted by all applicants online during the process of registration; also application fee can be remitted at any one of the branches of the Scheduled Bank (to be notified) in Kerala.

The application fee once remitted will not be refunded under any circumstances.

9.2.1.Availability of Prospectus

Prospectus can be downloaded from www.lbscentre.kerala.gov.in. However, it will not be available by post or from the Office of the Director of Technical Education, LBS Centres or from any other office.

9.2.2.Submission of Application Form

Candidate has to visit the website www.lbscentre.kerala.gov.in and click on the link Admission to B.Tech Lateral Entry Course 2025-26.

Step 1: Registration

Registration is a one-time procedure. During the process candidate has to provide his/her Name, Mobile Number and Email id. Candidates are requested to enter their own password when demanded. Preferably a strong password is recommended. It ensures the candidates' safe online activities.

The requirements of a strong password are:

- a minimum length of 8 characters a minimum of one alphabet character [a-z or A-Z]
- a minimum of one number (0-9) a minimum of one symbol [! @ # \$ % ^ & *]

The candidate has to re-enter the password for confirmation. Don't disclose password to others. Remember the password till the end of allotment process for further login including option submission and CAP.

On successful registration candidate will get a system generated Registration ID via SMS. For further login, candidates have to note down all the information provided during this stage and

also as the username for login, candidate can use the above said Email id or the generated Registration ID.

Step 2: Fill Application

All the basic information, required in the application is to be filled in at this step. Before filling the details, read the Prospectus carefully. The data provided here will be used for processing the application. Any mistake in filling this sheet or providing false/incomplete/wrong information will affect the candidate's eligibility for admission or claim for reservation under any category. It is obligatory that the candidate should fill all the items in the application. If the application is filled completely, candidate can save the details of the application before going to the next step, by clicking the '**Save & Continue**' button.

Step 3: Application Fee

- At this step, the candidate has to make the payment of application fee by way of Online Payment/ challan. Select the Mode of Payment.
- When mode of payment is online, the candidate can proceed to next step after making payment. If the payment completion is not updated in the application portal immediately, kindly wait for a maximum of 6 hours or else go for repayment only if the debited amount is credited back to your account.
- When mode of payment by challan is selected, a three part challan form (Candidate copy, Office copy, and Bank copy) will appear on the screen, Candidate has to take a printout of the challan, produce the same in the bank and remit the requisite application fee at any branch of the designated bank (which will be notified later).
- After the remittance of fee in the bank, the candidate will get back the candidate copy and office copy of the challan from the bank. The candidate has to enter the payment reference number and date of remittance to validate your payment in the application portal.
- A candidate who remitted the fee by way of challan can continue to next step once the payment is validated in the portal. Payment validation can be done only after a minimum duration of 24hrs post the remittance of amount at the bank.

Step 4: Upload Images & Certificates

A recent passport size photograph of the candidate and Signature of the candidate, all in jpeg format of given specifications are to be uploaded (Refer Annexure 15 for guidelines). In addition all the certificates and documents in support of the various claims made in the application should be uploaded. Nativity proof as stipulated in clause 5(a) and proof for date of birth are mandatory.

Step 5: Print Confirmation Page

After completing step four, Candidate should take a printout of the confirmation page from the online application for future references.

Applications should be complete in all respects. The procedure of online submission of application will be completed only by uploading all supporting documents and certificates followed by self declaration and then click on submit button. Candidates are directed to keep a copy of the printout of confirmation page of the online application form for further reference. **Do**

not send the printout of the page and supporting documents to the Office of Director, LBS Centre by post/email/in person. Candidates are liable to produce all the original documents at the time of admission at the concerned allotted institution.

Candidates are requested to keep the Password and Registration ID strictly confidential to protect their interest.

9.3 Certificates/ Documents to Be Uploaded in the Online Portal

1. Scanned copy of the S.S.L.C book or any other relevant record to prove date of birth.
2. Any one of the certificates as per clause 5(a) to prove nativity.
3. Documents to prove Academic Eligibility: Marklist/ Hall Ticket of Qualifying Examination.
4. Scanned copy of Non Creamy Layer Certificate issued for the state education purpose if applicable.
5. Scanned copy of Community Certificate if applicable.
6. Scanned copy of Inter-Caste marriage certificate in the prescribed format, if applicable
7. Scanned copy of Certificate from the Medical Board for Persons with Disabilities.
8. Scanned copy of Income & Community Certificates in the prescribed format if applicable
9. Scanned copy of EWS Certificate issued by Village officer (Applicable to general community candidates, claiming EWS reservation).
10. Any other documents mentioned in the Notification of the Director, LBS Centre for Science and Technology.

Note: All certificates required such as community, nativity, minority etc. will also comply to GO(P)No1/2021/PIE&MD dated 7.10.2021 with all the provisions thereof.

Validity of Certificates: The validity of various certificates will be as given in the following table:

Sl.No	Certificate	Validity (as on Closing Date of Application)
1	Non Creamy Layer Certificate	One year
2	Community Certificate & Minority Certificate	Three years
3.	Income Certificate	One year

Certificates in the e-district format can also be used.

Certificates issued after the closing date of application will not be considered

WARNING: *Incomplete applications with defective or incomplete certificates or without signature/office seal of the issuing authority will be rejected. No opportunity will be given to incorporate any details/certificates after submission of the online application.*

10.ADMISSION GUIDELINES FOR B.TECH PROGRAM FOR WORKING PROFESSIONALS

The candidate those who wish to apply for B.Tech Working Professional program shall qualify the entrance examination for B.Tech Lateral Entry (BLET) conducted by LBS Centre. Candidates

interested in applying for the B.Tech program for Working Professionals must be employed in a registered industry, organization, or MSME within a distance radius (as per University /AICTE Regulations published from time to time) of the institution where they seek admission. Applicants should have relevant work experience and meet the prescribed academic qualifications, including a diploma or B.Sc. degree or D. Voc with the required marks. Admissions will be based on merit, with eligibility criteria and ranking methods outlined in the guidelines issued by the University/ AICTE. For B.Tech working Professionals program, no centralized allotment will be conducted by LBS Centre and the candidate those who have qualified the B.Tech Lateral Entry Entrance examination shall apply to the respective college which offers B.Tech Working Professional program. The tuition fees and other fees will be as fixed by the respective colleges. The colleges shall conduct admissions transparently, ensuring compliance with AICTE and university regulations. The list of colleges offering the B.Tech Working Professionals program will be published on the LBS Centre website and the respective college websites. Reservation policies will be as per this prospectus.

Eligibility Criteria

- The applicant seeking admission to the course should be a professional/ employee working in Registered Industry / Organization (Central / State) / Private/ Public Limited Company/ MSMEs located within 75 Km radial distance from the institute in which admission is sought. The applicant shall submit proof of employment from the Employer in the form of an Employment and No Objection Certificate as per Annexure 13 to the college at the time of admission.
- The applicant should have been employed in the Registered Industry / Organization (Central / State) / Private/ Public Limited Company/ MSMEs for a minimum continuous period of ONE Year on Full time basis. The applicant shall submit proof of continuous employment and conduct from the Employer in the form of an Experience and Conduct Certificate as per Annexure 14 to the college at the time of admission.
- The applicant should have passed Diploma examination with at least 45% marks (40% marks in case of applicants belonging to reserved category) in ANY branch of Engineering / Technology.

OR

- Passed B.Sc. Degree from a recognized University as defined by UGC, with at least 45% marks (40% marks in case of applicants belonging to reserved category) and passed 10+2 examination with Mathematics as a subject, provided that the applicants belonging to B.Sc stream shall clear the subjects Engineering Graphics/ Engineering Drawing and Engineering Mechanics of the First Year Engineering Programme along with the Second Year subjects. These subjects can be done as Audit courses.

OR

- Passed D. Voc. Stream in the same or allied sector.
- There shall be no age limit to apply for admission to the course.

11.ENTRANCE EXAMINATION

A State level OMR based objective type Entrance Examination for duration of two hours will be conducted by The Director, LBS Centre for Science and Technology, Thiruvananthapuram for the selection.

Examination centers will be at Thiruvananthapuram, Kollam, Alappuzha, Pathanamthitta, Kottayam, Thodupuzha, Ernakulam, Thrissur, Palakkad, Malappuram, Sulthan Bathery, Kozhikode, Kannur & Kasaragod. All candidates who have applied successfully can appear for the entrance examination. Admission to the examination is purely provisional and no claim for admission to the course will be entertained if the conditions in the notification are not met. Admit Cards for the Examination can be downloaded from the website www.lbscentre.kerala.gov.in. Admit cards will not be sent by post.

The Entrance Examination will be as per the syllabus based on First year B.Tech curriculum of Kerala Technological University (KTU). The syllabus for the entrance examination is included as Annexure 9. The rank list will be published by The Director, LBS Centre for Science and Technology, Thiruvananthapuram.

The rank list for admission to the course will be published on the basis of the total marks secured by the candidates for the Entrance Examination. Those who have secured zero marks will not be included in the rank list. There is no negative mark in the valuation of answer scripts of entrance examination. For every correct answer candidates will get one mark and no reduction of mark (negative mark) for the wrong answers.

12. VALUATION AND DECLARATION OF RESULTS:

A fully computerized system has been adopted for the valuation of the answer scripts using Optical Mark Reader (OMR) system and for the results. The rank list shall be prepared as per the criteria given in Annexure 2. There will be no provision for revaluation or rechecking of the answer scripts or recounting of the marks.

13. CENTRALISED ALLOTMENT PROCESS (CAP) AND ONLINE SUBMISSION OF OPTIONS

The Allotment Process will be done through a Single Window System (SWS) of Allotment to give allotments to the various Government/ Aided/ Self-financing Colleges run by institutions under Govt. Control, Govt. Cost Sharing Colleges and other Private Self-financing/ Autonomous colleges based on the options submitted online by the candidates who have been included in the rank list for admission to the B.Tech Lateral Entry 2025-26, Kerala. It is a simple and transparent process of allotment to the courses and it gives the candidate opportunity to exercise his/her options for colleges of his/her choice conveniently in the order of his/her preference considering all those available to be chosen from. The allotments will be strictly based on the options exercised, the rank obtained and eligible reservations of the candidate. Candidates should register options only to those colleges, which they are sure to join on allotment.

- 13.1** (a) The Single Window System of Admissions for the B.Tech Lateral Entry 2025-26 will be done by the Director, LBS Centre for Science and Technology.
- (b) Seats in the Government/ Aided/ Self-financing Colleges run by institutions under Govt. Control, Govt. Cost Sharing Colleges and other Private Self-financing/ Autonomous colleges to be allotted by the Director, LBS Centre for Science and Technology will be included in the Single Window System (SWS) and will be done as per the provisions of allotment.

- (c) Candidate to register options: Options can be registered only through the website, www.lbscentre.kerala.gov.in. Candidates included in the B.Tech Lateral Entry 2025-26 rank list will have to register their options in the '**Home Page**' of the candidate through the website within the stipulated period of time. Candidates can access this website and follow the instructions given therein to register their options for colleges. *Options submitted to the Director, LBS Centre for Science and Technology by Fax, Post, Hand Delivery etc., will not be processed or considered on any account for allotment of seats.*
- (d) Time schedule for registering options: The facility for registering of options will be available only during the period specified in the notifications to be issued by the Director, LBS Centre for Science and Technology. Wide publicity will be given through electronic and print media regarding the schedule and related matters. The facility will be withdrawn once the time period is over *and candidates will not have access to this facility after this time period. A candidate, not registering his/her options as per the time schedule announced, will not be considered for allotments under any of the seats available then, irrespective of his/her rank.*
- (e) Eligibility for registering options: Only those candidates included in the rank list published by the Director, LBS Centre for Science and Technology for B.Tech Lateral Entry 2025-26 based on the Entrance Examination are eligible to register their options online. Moreover, the candidates registering their options should satisfy all the eligibility conditions with regard to Nativity (Clause 5(a)), Academic qualifications (Clause 5(b)) etc., of the prospectus for admission to B.Tech Lateral Entry 2025-26.
- (f) Essentials for registering options: Candidates should have particulars such as **Registration ID/Email ID** and **Password** which he/she has created.
- (g) Procedure for Registering Options: Any candidate, who wishes to register his/her options, should have the **Registration ID / Email ID** and **Password**, readily available with him/her. The candidate must also have access to internet facility. The candidate should follow the procedure given below for registering options:
- (i) Accessing the website: The candidate can access the website, www.lbscentre.kerala.gov.in.
 - (ii) Logging on to the Candidate's Home page: The candidate can log on to his/her home page by entering the credentials (i.e., Registration ID /email ID and Password) correctly. If the system finds that the one who has requested for 'login' is the genuine candidate, the candidate will be directed to his/her 'Home Page'. If any discrepancy is observed by the system on these credentials, the candidate will not be permitted to proceed further.
 - (iii) Colleges available for registering options: The list of Colleges for allotments through the SWS will be available in the website. The 'Option Registration' link when clicked will show all the Colleges under CAP, Total Seats and Course fee applicable to the candidate.
 - (iv) How to register options in his/her Home Page: By entering the option number for a college, the candidate can type his/her preference numbers for the colleges displayed. Here all the eligible options of the candidate will be displayed and the candidate is expected to enter his/her preference number for a particular college.
 - (v) Registering of the Options and saving/revising the Options registered: All eligible options of the candidate will be displayed. The candidate may follow the directions given therein to register the options. The candidate should enter only those options in

which he/she is interested. Candidates should also note that he/she will be considered for allotment only to those colleges opted by him/her. So, a candidate who has not opted for a college will not be considered for allotment to that college. The registered options will be displayed in the order of preference. All options registered by the candidate will be processed. If a candidate gets allotted to a particular seat, based on his/her option, he/she is bound to accept it, failing which, he/she will lose that allotment.

- (vi) Viewing and Printing of the Option List based on the options registered: Once the candidate completes the option entry, he/she can view his/her options by clicking on the link provided. **An option list will be generated and the candidate can take a printout of the same and keep it for future reference.** Once you click on the **Submit Preference** button the candidate cannot rearrange their preference order.
- (vii) Logging off from the Home page: Once the candidate is satisfied with the options registered, he/she should 'Log off' the system by clicking on "logout" link. The process of 'Registration of Options' is complete when the candidate logs off. This action is compulsory for preventing the misuse of his/her Home Page by others.
- (viii) Rearranging option priority: A candidate may change his/her option priority any number of times within the time schedule permitted. The priority of options registered at the time of closing of the facility for registering options alone will be considered for processing

13.2 Processing of Options and Allotment: After the period earmarked for registering options, they will be processed and the allotment for all colleges will be published on the website, "www.lbscentre.kerala.gov.in", on the date notified by the Director, LBS Centre for Science and Technology.

Note: 1. There will be two regular online allotments. After each allotment the candidate can pay the required token fee / additional fee (as part payment of tuition fee) as indicated in the Fee Payment Slip which will be available for download from the student home page. The fee can be paid using the fee payment slip or by online.

Note: 2. Those candidates who fail to remit the fee on or before the date specified will lose their current allotment and will not be considered in the remaining regular allotments. Such candidates can participate only in the Special/Spot allotments if any, conducted.

Note: 3. The provisional Allotment Memo will be available after the Second Allotment. Candidate can take a printout of this memo to be presented at the time of admission in the college. The candidates are required to join the college only after the second allotment as per the prescribed schedule, which will be shown in the allotment memo.

13.3 The First Allotment

The allotment of a candidate can be seen in the Home page of the candidate. It will show the College to which the candidate is allotted along with the token fee to be remitted. Those candidates who fail to remit the fee on or before the date specified will lose their current allotment and will not be considered in the remaining regular allotments.

If a candidate is allotted his/her first option and accordingly remitted the prescribed fee, that candidate is bound to accept the allotment. However they can participate in Special/Spot allotments conducted, if any.

13.4 Cancellation of options/alteration of priority of options:

13.4.1. Candidates who remit the fees within the prescribed time limit will have the facility to cancel/alter the priority of their higher order options in the list of options registered by them before the next allotment. This facility will be activated in the 'Home Page' of the candidates on the dates notified.

13.4.2. After the allotment, the options below the 'allotted one' of the candidate will automatically be removed from the option list of the candidate. For example, if a candidate had registered 20 options in all, and if he/she is allotted his/her 10th option, all options from 10 to 20 will be removed from the option list. Since the 10th option is the allotted one, it will not be seen in the option list. Options from 1 to 9 only will remain valid and will be considered for future allotments.

13.4.3. If a candidate is satisfied with an allotment and does not want to be considered against his remaining options, he/she will have the facility to cancel all the remaining options or specific options among the remaining options as per his/her desire. The candidate will also have the facility to alter the priority of the remaining options. But the candidate will not be permitted to register any fresh option to the existing ones.

13.4.4. The facility for cancellation/deletion/alteration will be available as notified, after which the facility will be withdrawn. A candidate retaining all or any of his/her higher options after an allotment, is bound to accept the new allotment, if any granted. In such cases, he/she will not be permitted to retain the earlier allotment if any under any circumstances.

13.5 The Second Allotment

The second allotment will be published on the date to be notified. If a candidate has a different allotment than the one accepted in the previous allotment, the fee for which is higher than that remitted as per the previous allotment, he/she will have to remit the difference in fee. The amount to be remitted in this manner will be shown in fee payment slip. If the fee for the current allotment is less than or same as the fee remitted as per the previous allotment, no further remittance is to be made by the candidate. Excess amount remitted by the candidate, if any, will be refunded, after the completion of the entire Allotment process.

Provisional Allotment Memo: After the second allotment is published, candidates can take a print of the Allotment Memo by logging in, which will be available then. The allotment memo will contain all details of the candidate along with the college to which the candidate stands allotted finally [as on the second allotment]. The candidate can take a printout of this memo to be produced at the time of admission. The allotment memo and Receipt of Fee must be produced at the time of admission along with other documents.

Forfeiture of the claims in CAP: The claims in Centralised Allotment Process conducted by the DIRECTOR, LBS CENTRE will be cancelled under the following reasons: (i) Non payment of tuition fee as specified in the fee payment slip. (ii) Non joining of the college within the stipulated time as specified by the DIRECTOR, LBS CENTRE.

13.6 Remittance of Fee

(a) The prescribed token fee for the course will have to be remitted by the candidate to the account of the Director LBS Centre by way of online payment/ challan payment through scheduled bank (to be notified) as per the time schedule prescribed.

On remitting the fee, a fee receipt will be issued and it can be printed from the Online Payment

page, which shall be produced in the college at the time of admission.

For Cash Payment, the student can click on the link 'Fee Payment Slip' in the allotment page, which will show a Slip showing the fee to be paid towards Part payment of tuition fee. The candidate will have to take a printout of this slip and pay the fee at any branches of the prescribed scheduled bank which will be notified later. The candidate shall get the fee payment slip endorsed by the bank. This shall be produced at the time of admission in the college.

To make online payment of the token tuition fee the candidate can click on the related link shown on the allotment page and proceed further.

(b) Candidates who get allotment in Government/Aided colleges will have to remit a token fee of Rs 3150/- and those who get allotment in Self-financing Colleges run by institutions under Govt. Control, Govt. Cost Sharing Colleges and other Private Self-financing/ Autonomous colleges will have to remit a token fee of Rs 10000/- as part of tuition fee.

(c) SC/ST/OEC and other candidates having fee concession, who get allotment, in Government seats shall remit a token amount of Rs 100/- (as part of Caution Deposit). Those candidates who fail to remit the fee on or before the date specified will lose their current allotment as well as their chance to participate in remaining regular allotments.

Important

- *Fee remitted by way of Demand Draft/Cheque etc. will not be accepted under any circumstances.*
- *The list of candidates who remit fees will be updated regularly at the website www.lbscentre.kerala.gov.in. Candidates who remit fees should verify the list and ensure that their names have been included in the list. If any discrepancy is noted, the candidates should immediately bring it to the office of the DIRECTOR, LBS CENTRE, Kerala.*

13.7 Admission to the Course: Candidates allotted to colleges, and who have remitted the fees as prescribed, should take admission in the allotted college as per the schedule published by the Director, LBS Centre for Science and Technology. Candidates who do not take admission will lose their current allotment. However they can participate in the special/spot allotments if any, conducted.

13.8 Further Allotments: Details regarding further allotments will be notified by the Director, LBS Centre for Science and Technology. Spot/Online Special Allotments will be conducted if necessary to fill vacant seats after the regular allotments. Candidates who have taken admission in private self financing engineering colleges must obtain Unconditional No Objection Certificate (NOC) to participate in such Spot/Special Allotments. Once the candidate gets an allotment in the spot/Online Special Allotment, he/ she will have to join the particular institution and then only he/she will be considered for further allotments. Otherwise his/ her candidature will be cancelled.

The candidate, who got subsequent allotment, must be issued TC from previous institution, and the arising vacancy has to be reported to the Director, Lbs Centre for Science and Technology.

If seats remain vacant even after the special allotments, as the case may be, the heads of the institutions are permitted to admit the candidates from the rank list prepared by the Director, LBS Centre for Science and Technology, through institutional level spot admissions by giving wide publicity in the media. Through this clause, institutions can fill vacant seats up to the last

date of closing admission, which will be decided by the Director of Technical Education, Kerala.

The institutional level spot admissions will be conducted only after the conduct of all phases of the centralized Allotments, as the case may be.

14. Post Allotment Activities:

- (a) **Reporting at the College:** Candidates who get allotment will have to report to the Principal/Head of the Institution concerned for admission on the dates notified with the required documents.

(b) **Admissions**

The selection for admission will be provisional and subject to the verification of the original documents by the concerned Principals at the time of admission.

Principal/Head of the Institution will be personally responsible for verification of eligibility conditions as prescribed in the Prospectus, when the candidate reports for admission. **Only those candidates who are found to be qualified as prescribed shall be admitted to the college/institution, irrespective of the fact that he/she has an allotment through the SWS.**

Any other details not specifically covered by the clauses given in the prospectus will be decided by the undersigned and his/her decision will be final. He/She is also empowered to cancel any admission found to be illegal subsequent to the admission).

DOCUMENTS (IN ORIGINAL) TO BE PRODUCED AT THE TIME OF ADMISSION

1. Admit Card of the Entrance Examination.
2. Allotment Memo and Fee receipt.
3. SSLC or any relevant records to prove date of birth.
4. Originals of Certificate and Mark list of the qualifying exam.
5. Originals of Certificates, the copies of which are enclosed with the print out of application form.
6. Transfer certificate and conduct certificate from the institution where the candidate studied last.
7. Two copies of passport size photograph of the candidate.
8. **Matters of Eligibility/Equivalency will be resolved as per the provisions in the G.O(Ms) No. 272/2018/H.Edn dated 13.11.2018. No equivalency/eligibility/recognition is required upon degrees obtained from institutions recognized by the UGC.**
9. Applicant who is employed or a trainee in Government service, Scheduled Bank etc. should produce, at the time of interview, a relieving order and a certificate of good conduct from the Head of the office where the applicant is employed.
10. The student who qualifies from other universities should produce migration certificate at the time of admission.

Note: All certificates as listed above must be produced for verification at the time of admission. Candidates will not be given any chance to produce the original documents/certificates asked for, on a subsequent occasion.

15. Transfer Of Fee To Colleges / Refund Of Course Fee

Transfer of fee to Colleges: The fee remitted by the candidates to the Director, LBS Centre will be directly transferred to the college where the candidate stands admitted at the time of closing of

admissions for the year. This will be done only after closing of admission for the year 2025.

Refund of fee: Candidates who cancel their admission before the closing date of admission are eligible for refund of fees. Request should be given for the same to The Director, LBS Centre along with a copy of allotment memo and fee receipt, within three month of closing of admission for the course. No interest will be paid to the candidate on the amount due to him/her.

16.Preventive Measures against Ragging:

According to the Kerala Prohibition of Ragging Act, 1998, ‘ragging’ means doing of any act by disorderly conduct to a student of an educational institution, which causes or is likely to cause physical or psychological harm or raising apprehension or shame or embarrassment to that student and includes teasing or abusing or playing practical jokes or causing hurt to such students or asking a student to do any act or to perform something which such student will not in the ordinary course be willing to do.

All institutions will have to abide by the directives of the Honourable Supreme Court of India, Dated May 16, 2007 in SLP No. (S) 24295 of 2006 University of Kerala Vs Council, Principal’s, Colleges, Kerala & Ors [with SLP (C) No.24296-99/2004 & W.P (Crl) No. 173/2006 & SLP (C) No.14356/2005] and the recommendations approved by the Honourable Supreme Court of India on effective prevention of ragging in educational institutions.

In case, the applicant for admission is found to have indulged in ragging in the past or if it is noticed later that he/she has indulged in ragging, admission may be refused or he/she shall be expelled from the educational institution. It shall be the collective responsibility of the authority of the institution to see to it that effective steps for preventing ragging are taken. Anti-ragging committees and anti-ragging squads will have to be formed to take effective measures against ragging and they should adhere to the stipulations and effectively monitor and comply with the directives.

Each of the student of the institution and his/her parents, or guardian are required to submit a combined undertaking at the time of registration/admission in prescribed format available in Annexure 10 which is mandatory for registration/admission.

17.No Liquidated Damages

The liquidated damages are fully exempted and stated that the clause of chapter 5.3.7 of AICTE approval process Hand Book 2024-27 stated as follows:

- 17.1 In the event of a student withdrawing before the start of the course, the entire fee collected from the student, after a deduction of the processing fee of not more than Rs.1000/- (Rupees One thousand only) shall be refunded by the Institution. It would not be permissible for institutions to retain the school/institution leaving Certificates in original.
- 17.2 In case, if a student leaves after joining the course and if the vacated seat is consequently filled by another student by the last date of admission, the institution must refund the fee collected after a deduction of processing fee of not more than Rs. 1000/- (Rupees One thousand only) and proportionate deductions of monthly fees and hostel rent, where applicable.
- 17.3 In case the vacated seat is not filled, the Institution should refund the Security Deposit and return the original documents.

- 17.4 The Institution should not demand fee for the subsequent years from the students cancelling their admission at any point of time. Fee refund along with the return of certificates should be completed within 7 days.
- 17.5 Institutions not following guidelines issued by the Council regarding refund of fee for cancellation of admission or delaying refunds shall be liable to any one or more of the penal actions as mentioned in Clause 7.3 by the Council (Ref AICTE approval process Hand Book 2024-27).
- Suspension of approval for NRI and supernumerary seats, if any, for one Academic Year
 - Reduction in “Approved Intake”
 - No admission in one/ more Course(s) for one Academic Year
 - Withdrawal of approval for Programme(s)/ Course(s)
 - Withdrawal of graded Autonomy.
 - Withdrawal of approval of the Institution/University
 - Five times the total Fee collected for complete duration of the course per student shall be levied against each excess admission as fine (Applicable to Clause 7.4 (g) & 7.4 (h))
 - Not eligible to receive any grant from AICTE

18. Other Items

- a) Director of Technical Education or Director, LBS Centre for Science and Technology will not entertain any request for change of the date of Entrance Examination or Centralised Allotment Process or enquiries with regard to the date of declaration of the results.
- b) The Allotment for admission to B.Tech Lateral Entry course 2025-26 will be done by The Director, LBS Centre for Science and Technology under the supervision of DTE, Kerala.
- c) Candidate will not be permitted to take items such as Pencil, eraser, correction fluid, calculator, electronic gadgets, mobile phones etc, in to the examination hall. Any attempt of malpractice in the Examination will result in the disqualification of the candidate and will lead to debarring of the candidate for not less than two years. Barcode tampering will also be treated as an act of Malpractice.
- d) All disputes pertaining to the Examination, selection or admission shall fall within the jurisdiction of the Hon'ble High Court of Kerala.
- e) Any other items not specifically covered in this prospectus will be decided by the Director of Technical Education, Kerala/Director, LBS Centre for Science and Technology and their decision shall be final and he is also empowered to cancel any admission found to be illegal subsequent to the admission.
- f) Weeding out Rule: The records of the Entrance Examinations will be preserved upto 31st December of the year of conduct of Entrance Examination.
- g) Candidates are advised to visit the website www.lbscentre.kerala.gov.in regularly and monitor the leading newspapers and electronic media regularly for notifications/instructions regarding allotment.

Director of Technical Education

ANNEXURE 1

FEES FOR THE VARIOUS COURSES IN GOVERNMENT/ AIDED COLLEGES as per 2024-25 CAP

(Fee Structure may vary as per the Govt. Orders issued from time to time)

Fee component	Amount	Remittance
Admission Fee	Rs.240/-	At the time of admissiononly
Tuition Fee	Rs.3150/- per semester	Beginning of each semester
Special Fee (Revenue Rs.1740/- and P.D Rs.370/-)	Rs.2110/- per year	Beginning of odd semester
University Fee (Administration fee - Rs.1000/- at the time of admission. Sports and Athletic fee- Rs.500/-at the time of admission Exam fee - Rs. 500/- Subject fee - Rs.1200/-)	3200/-	Rs 1500/-at the time of admission and Rs.1700/- at the beginningof each semester.
Caution deposit	Rs.1000/-	At the time of admission only
Miscellaneous	Rs.25	At the time of admission only
Total	Rs.9725 /-	

ANNEXURE 2

CRITERIA FOR RANK LIST PREPARATION

- 1) LET Admission will be based on a rank list prepared based on an entrance test
- 2) The Entrance Test have two parts ie, part A for Diploma students and D Voc stream candidates and Part B for B.Sc stream students.
- 3) **Part A of the Entrance Test for Diploma and D.Voc stream candidates is for 120 marks and will be on following** selected subjects of First year B.Tech course and English language.
 - i. Basic civil & Mechanical Engg - 30 marks (Annexure-J(i))
 - ii. Basic of Electrical and Electronics Engg - 30 marks (Annexure-J(ii))
 - iii. Programming in C - 15 marks (Annexure-J(iii))
 - iv. Engineering Mechanics -15 marks (Annexure-J(iv))
 - v. Mathematics -20 marks (Annexure-J(v))
 - vi. English -10 marks (Annexure-J(vi))**Part B of the Entrance Test for B.Sc stream candidates is for 120 marks and will be on following** selected subjects of first year B.Tech course and English language.
 - i. Mathematics -40 marks (Annexure-J(vii))
 - ii. Physics -30 marks (Annexure-J(viii))
 - iii. Chemistry -20 marks (Annexure-J(ix))
 - iv. Programming in C -15 marks (Annexure-J(x))
 - v. English -15 marks (Annexure-J(xi))
- 4) The detailed syllabus of the above selected subjects is shown in Annexure J
- 5) 1 mark for each correct answer. No negative marking.
- 6) Marking for more than one bubble against a question will be considered as wrong answer.
- 7) Erasing, overwriting, partial marking etc may also be treated as wrong answer.
- 8) No mark for unanswered questions.
- 9) If the candidate does not answer any single question, his candidature will be cancelled.

10) Resolution of tie for preparing the rank list for the Diploma/D.Voc stream

- a) If there is any tie exists for same rank, candidates with higher score in Mathematics will be placed in higher rank.
- b) If tie still exists, candidates with higher score in English will be placed in higher rank.
- c) If the tie further exists, age of the candidate will be taken into account and the older will be placed in higher rank than the younger one.

11) Resolution of tie for preparing the rank list for B.Sc stream

- a. If there is any tie exists for same rank, candidates with higher score in Mathematics will be placed in higher rank.
- b. If tie still exists, candidates with higher score in Physics will be placed in higher rank.
- c. If the tie further exists, age of the candidate will be taken into account and the older will be placed in higher rank than the younger one.

ANNEXURE 3

LIST OF SOCIALLY AND EDUCATIONALLY BACKWARD CLASSES (SEBC)

[Vide G.O. (P) 208/66/Edn. dated 02.05.1966, G.O. (Ms) No. 95/08/SCSTDD dated 06.10.2008 & G.O. (Ms) No. 58/2012/SCSTDD dated 16.04.2012, G.O.(Ms) No. 10/2014/BCDD dated: 23.05.2014, Lr No. 1538/A2/2014/BCDD dated 02.07.2014, G.O.(Ms) No. 03/2018/BCDD dated 09.04.2018, GO(Ms)No.05/2020/BCDD dated 16.03.2020, GO(Ms)No.08/2021/BCDD dated 21.06.2021, G.O(Rt)No.01/2022/BCDD dated: 25.02.2022]

- | | |
|--|---|
| <p>I. Ezhavas including Ezhavas, Thiyyas, Ishuvan, Izhuvan, Illuvan and Billava</p> | <p>4. Arya, Atagara, Devanga, Kaikolan, (Sengunthar) Pattarya, Pattariyas, Saliyas (Padmasali, Pattusali, Thogatta, Karanibhakatula, Senapathula, Sali, Sale, Karikalabhakulu, Chaliya, Chaliyan) Sourashtra, Khatri, Patnukaran, Illathu Pillai, Illa Vellalar, Illathar</p> |
| <p>II. Muslims (all sections following Islam)</p> | <p>5. Bestha</p> |
| <p>III. Latin Catholics and Anglo Indians</p> | <p>6. Bhandari or Bhondari</p> |
| <p>IV. Dheevara including Dheevaran, Araya, Arayas, Arayan, Valan, Nulayan, Mukkuvan, Arayavathi, Valinjar, Paniakkal, Paniakel, Mukaya, Bovis-Mukayar, Mukaveeran, Mogaveera, Mogavirar, Mogayan</p> | <p>7. Boya</p> |
| <p>V. Viswakarmas including Viswakarma, Asari, Chaptegra, Kallassari, Kalthachan, Kammala, Kamsala, Kannan, Karuvan, Kitaran, Kollan, Malayala Kammala, Moosari, Pandikammala, Pandithattan, Perumkollan, Thachan, Thattan, Vilkurup, Villasam, Viswabrahmanan or Viswabrahmanar, Viswakarmala and Palisa Perumkollan</p> | <p>8. Boyan</p> |
| <p>VI. Kusavan including Kulalan, Kulala Nair, Kumbaran, Velaan, Velaans, Velaar, Odan, Kulala, Andhra Nair, Anthuru Nair</p> | <p>9. Chavalakkaran</p> |
| <p>VII. Other Backward Christians</p> <p>(a) SIUC</p> <p>(b) Converts from Scheduled Castes to Christianity</p> <p>(c) Nadar belonging to Christian religious denominations others than SIUC</p> | <p>10. Chakkala (Chakkala Nair)</p> |
| <p>VIII. Kudumbi</p> | <p>11. Devadiga</p> |
| <p>IX. Other Backward Hindus, i.e.</p> <p>1. Agasa</p> <p>2. Kharvi</p> <p>3. Aremahrati</p> | <p>12. Ezhavathi (Vathi)</p> |
| | <p>13. Ezhuthachan, Kadupattan</p> |
| | <p>14. Gudigara</p> |
| | <p>15. Galada Konkani</p> |
| | <p>16. Ganjam Reddies</p> |
| | <p>17. Gatti</p> |
| | <p>18. Gowda</p> |
| | <p>19. Ganika including Nagavamsom</p> |
| | <p>20. Hegde</p> |
| | <p>21. Hindu Nadar</p> |
| | <p>22. Idiga including Settibalija</p> |
| | <p>23. Jangam</p> |
| | <p>24. Jogi</p> |
| | <p>25. Jhetty</p> |
| | <p>26. Kanisu or Kaniyar-Panicker, Kaniyan, Kanisan or Kamnan, Kannian or Kani, Ganaka</p> |
| | <p>27. xxx</p> |
| | <p>28. Kalarikurup or Kalari Panicker</p> |
| | <p>29. Kerala Muthali, Kerala Mudalis</p> |

- | | |
|--|--|
| 30. Oudan (Donga) Odda (Vodde or Vadde or Veddai) | Wayanadan Chetties, Kalavara Chetties and 24 Mana Telugu Chetties |
| 31. Kalavanthula | 64. Tholkolan |
| 32. Kallan including Isanattu Kallar | 65. Thottiyar, Thottian |
| 33. Kabera | 66. Uppara (Sagara) |
| 34. Korachas | 67. Ural Goundan |
| 35. x x x | 68. Valaiyan |
| 36. Kannadiyans | 69. Vada Balija |
| 37. Kavuthiyar, Kavuthiya | 70. Vakkaliga |
| 38. Kavudiyaru | 71. Vaduvan(Vadugan), Vaduka, Vadukan, Vadugar |
| 39. Kelasi or Kalasi Panicker | 72. Veera Saivas (Pandaram, Vairavi, Vairagi, Yogeewar, Yogeewara, Poopandaram, Malapandaram, Pandaran, Matapathi and Yogi) |
| 40. Koppala Velamas | 73. Veluthedathu Nair including Vannathan, Veluthedan and Rajaka |
| 41. Krishnanvaka | 74. Vilakkithala Nair including Vilakkathalavan, Ambattan Pranopakari, Pandithar and Nusuvan |
| 42. Kuruba | 75. Vaniya including Vanika, Vanika Vaisya, Vaisya Chetty, Vanibha Chetty, Ayiravar Nagarathar, Vaniyan, Vaniya Chetty, Vaniar |
| 43. Kurumba | 76. Yadava including Kolaya, Ayar, Mayar, Maniyani, Eruman, Iruman, Erumakkar, Golla and Kolaries |
| 44. Maravan (Maravar) | 77. Chakkamar |
| | 78. Mogers of Kasaragod Taluk |
| 45. Madivala | 79. x x x |
| 46. Maruthuvar | 80. x x x |
| 47. Mahratta (Non-Brahman) | 81. x x x |
| 48. Melakudi (Kudiyar) | 82. Reddiars (throughout the State except in Malabar area) |
| 49. x x x | 83. Mooppar or Kallan Moopan or Kallan Moopar |
| 50. Moili | |
| 51. Mukhari | |
| 52. Modibanda | |
| 53. Moovari | |
| 54. Moniagar | |
| 55. Naicken including Tholuva Naicker and Vettillakkara Naicker, Naikkans | |
| 56. Padyachi (Villayankuppam) | |
| 57. Palli | |
| 58. Panniyar or Pannayar | |
| 59. Parkavakulam (Surithiman, Malayaman, Nathaman, Moopanar and Nainar) | |
| 60. Rajapuri | |
| 61. Sakravar (Kavathi) and Chakravar | |
| 62. Senaithalaivar, Elavania, Senaikudayam | |
| 63. Chetty/Chetties including Kottar Chetties, Parakka Chetties, Elur Chetties, Attingal Chetties, Pudukkada Chetties, Iraniel Chetties, Sri Pandara Chetties, Telugu Chetties, Udiyankulangara Chetties, Peroorkada Chetties, Sadhu Chetties, 24 Mana Chetties, | |

ANNEXURE 4

LIST OF SCHEDULED CASTES (SC)

[As Amended by The Constitution (Scheduled Castes) Orders (Second Amendment) Act, 2002 (Act 61 of 2002) Vide Part VIII – Kerala - Schedule 1 Notified in the Gazette of India dated 18.12.2002, The Constitution (Scheduled Castes) Order (Amendment) Act 2007, The Constitution (Scheduled Castes) Order (Amendment) Act 2016, No. 24 of 2016]

1	Adi Andhra	39	Moger (other than Mogeyar)
2	Adi Dravida	40	Mundala
3	Adi Karnataka	41	Nalakeyava
4	Ajila	42	Nalkadaya
5	Arunthathiyar	43	Nayadi
6	Ayyanavar	44	xxx
7	Baira	45	Pallan
8	Bakuda	46	Palluvan, Pulluvan
9	xxx	47	Pambada
10	Bathada	48	Panan
11	xxx	49	xxx
12	Bharathar (Other than Parathar), Paravan	50	Paraiyan, Parayan, Sambavar, Sambavan, Sambava, Paraya, Paraiya, Parayar
13	xxx	51	xxx
14	Chakkiliyan	52	xxx
15	Chamar, Muchi	53	xxx
16	Chandala	54	Pulayan, Cheramar, Pulaya, Pulayar, Cherama, Cheraman, Wayanad Pulayan, Wayanadan Pulayan, Matha, Matha Pulayan
17	Cheruman	55	xxx
18	Domban	56	Puthirai Vannan
19	xxx	57	Raneyar
20	xxx	58	Samagara
21	xxx	59	Samban
22	Gosangi	60	Semman, Chemman, Chemmar
23	Hasla	61	Thandan (excluding Ezhuvass and Thiyyas who are known as Thandan, in the erstwhile Cochin and Malabar areas) and (Carpenters who are known as Thachan, in the erstwhile Cochin and Travancore State) Thachar (Other than carpenters)
24	Holeya	62	Thoti
25	Kadaiyan	63	Vallon
26	Kakkalan, Kakkal	64	Valluvan
27	Kalladi	65	xxx
28	Kanakkan, Padanna, Padannan	66	xxx
29	xxx	67	Vetan
30	Kavara (other than Telugu speaking or Tamil speaking Balija Kavara, Gavara, Gavara, Gavara Naidu, Balija Naidu, Gajalu Balija or Valai Chetty)	68	Vettuvan, Pulaya Vettuvan (in the areas of erstwhile Cochin State only).
31	Koosa	69	Nerian
32	Kootan, Koodan		
33	Kudumban		
34	Kuravan, Sidhanar, Kuravar, Kurava, Sidhana		
35	Maila		
36	Malayan [In the areas comprising the Kannur, Kasaragode, Kozhikode and Wayanad Districts].		
37	Mannan (മണ്ണാൻ), Pathiyan, Perumannan, Peruvannan, Vannan, Velan		
38	xxx		

ANNEXURE 5

LIST OF SCHEDULED TRIBES (ST)

[As Amended by The Scheduled Castes and Scheduled Tribes Orders (Amendment) Act, 2002 (Act 10 of 2003) Vide Part - VII - Kerala - Second Schedule Notified in the Gazette of India dated 8.1.2003, G.O. (Ms) No. 06/2014/SCSTDD dated 29.01.2014]

- | | | | |
|----|--|----|---------------------------------------|
| 1 | Adiyan | 38 | Thachanadan, Thachanadan Moopan |
| 2 | Arandan [Arandanan] | 39 | Cholanaickan |
| 3 | Eravallan | 40 | Mavilan |
| 4 | Hill Pulaya, Mala Pulayan, Kurumba
Pulayan, Karavazhi Pulayan, Pamba | 41 | Karimpalan |
| 5 | Pulayan | 42 | Vetta Kuruman |
| 6 | Irular, Irulan | 43 | Mala Panikkar |
| 7 | Kadar [Wayanad Kadar] | 44 | Maratis of Kasargod and Hosdurg Taluk |
| 8 | xxx | | |
| 9 | Kanikkaran, Kanikkar | | |
| 10 | Kattunayakan | | |
| 11 | [Kochuvelan] | | |
| 12 | xxx | | |
| 13 | xxx | | |
| 14 | Koraga | | |
| 15 | xxx | | |
| 16 | Kudiya, Melakudi | | |
| 17 | Kurichchan [Kurichiyan] | | |
| 18 | Kurumans, Mullu Kuruman, Mulla
Kuruman, Mala Kuruman | | |
| 19 | Kurumbas, [Kurumbar, Kurumban] | | |
| 20 | Maha Malasar | | |
| 21 | Malai Arayan [Mala Arayan] | | |
| 22 | Malai Pandaram | | |
| 23 | Malai Vedan [Malavedan] | | |
| 24 | Malakkuravan | | |
| 24 | Malasar | | |
| 25 | [Malayan, Nattu Malayan, Konga Malayan
(excluding the areas comprising the
Kasaragod, Kannur, Wayanad and
Kozhikode Districts)] | | |
| 26 | Malayarayar | | |
| 27 | Mannan (മന്നൻ) | | |
| 28 | xxx | | |
| 29 | Muthuvan, Mudugar, Muduvan | | |
| 30 | Palleyan, Palliyan, Palliyar, Paliyan | | |
| 31 | xxx | | |
| 32 | xxx | | |
| 33 | Paniyan | | |
| 34 | Ulladan, [Ullatan] | | |
| 35 | Uraly | | |
| 36 | Mala Vettuvan(in Kasaragod & Kannur
districts) | | |
| 37 | Ten Kurumban, Jenu Kurumban | | |

ANNEXURE 6(a)

LIST OF OTHER ELIGIBLE COMMUNITIES (OEC)

[GO (Ms) No.14/2017/BCDD dated: 02.08.2017, GO (Ms) No.7/2013/BCDD dated: 19.07.2013 and GO(Ms)No.9/2021/BCDD dated18.09.2021]

<u>OEC (ST)</u>	<u>OEC (SC)</u>
1 Allar (Alan)	1 Chakkamar
2 Chingathan	2 Madiga
3 Irivavan	
4 Kalanadi	
5 Malayan, Konga-Malayan(Kasargod, Kannur, Wayanad and Kozhikode Districts)	3 xxx
6 Kundu-Vadiyan	4 Kudumbi
7 Kunnuvarmannadi	5 Dheevara/Dheevaran (Arayan, Valan, Nulayan, Mukkuvan, Arayavathi, Valanchiyar, Paniyakal, Mokaya, Bovi, Mogayar, Mogaveerar)
8 Malamuthan	6 Scheduled Caste converted to Christianity
9 Malavettuvar (Except Kasargod and Kannur Districts)	7 Kusavan, Kulalan, Kumbharan, Velaan, Velaar, Odan, Andhra Nair, Andhuru Nair,
10 Malayalar	8 Pulaya Vettuvan (Except Kochi State)
11 Panimalayan	
12 Pathiyan (other than Dhobies)	
13 Hindu-Malayali	

ANNEXURE 6(b)

LIST OF COMMUNITIES ELIGIBLE FOR EDUCATIONAL CONCESSIONS AS IS GIVEN TO OEC

[G.O.(Ms) No. 10/2014/BCDD dated: 23.05.2014]]

- 1 Vaniya (Vanika, Vanika Vaisya, Vanibha Chetty, Vaniya Chetty, Ayiravar, Nagarathar and Vaniyan
- 2 Veluthedathu Nair (Veluthedan and Vannathan)
- 3 Chetty/Chetties (Kottar Chetties, Parakka Chetties, Elur Chetties, Attingal Chetties, Pudukkada Chetties, Iraniel Chetties, Sri Pandara Cetties, Telugu Chetties, Udiyankulangara Chetties, Peroorkada Chetties, Sadhu Chetties, 24 Mana Chetties, Wayanadan Chetties, Kalavara Chetties and 24 Mana Telugu Chetties
- 4 Ezhavathi (Vathy)
- 5 Ganika
- 6 Kanisu or Kaniyar Panicker, Kani or Kaniyan (Ganaka) or Kanisan or Kamnan, Kalari Kurup/Kalari Panicker
- 7 Vilkurup, Perumkollan
- 8 Yadavas (Kolaya, Ayar, Mayar, Maniyani and Iruman), Erumakkar
- 9 Devanga
- 10 Pattariyas
- 11 Saliyas (Chaliya, Chaliyan)
- 12 Pandithar
- 13 Vaniar
- 14 Ezhuthachan
- 15 Chakkala/Chakkala Nair
- 16 Reddiars (throughout the State except in Malabar Area)
- 17 Kavuthiya
- 18 Veerasaiva (Yogi, Yogeewara, Poopandram, Malapandaram, Jangam, Matapathi, Pandaram, Pandaran, Vairavi, Vairagi)
- 19 Vilakkithala Nair – Vilakkithalavan
- 20 Vaduka – Vadukan, Vadugar, Vaduka, Vaduvan
- 21 Chavalakkaran
- 22 Agasa
- 23 Kaikolan
- 24 Kannadiyans
- 25 Kerala Mudalis
- 26 Madivala
- 27 Naikkans
- 28 Tholkolans
- 29 Thottian
- 30 Mooppar or Kallan Moopan or Kallan Moopar

ANNEXURE 7

CERTIFICATE FOR CLAIM OF SPECIAL RESERVATION UNDER QUOTA FOR CHILDREN OF SERVICING DEFENCE PERSONNEL (SD)/ PARA MILITARY FORCE PERSONNEL (RP)

Certified that Master/Kum....., an applicant for admission to
the Lateral Entry B.Tech, Kerala, 2025, is the son/daughter* of
Shri/Smt.....
.....(official address) who is serving defense/ paramilitary force*
personnel presently working at

Place:

Signature of Commanding officer:

Date:

Name:

(Office seal)

ANNEXURE 8

CERTIFICATE FOR CLAIM OF SPECIAL RESERVATION UNDER QUOTA FOR CHILDREN OF EX-SERVICEMEN (XS)

Certified that Master/Kum.....
an applicant for admission to the Lateral Entry B.Tech, Kerala 2025 is the son/ daughter* of
Shri/Smt.....
.....(Official address) who is an ex-serviceman, and that no
else in the family of the applicant has earlier enjoyed the special reservation benefit applicable to them, for
admission to B.Tech (LET) in Kerala.

Place:

Signature of Military Authority/State/
Zilla Sainik Welfare Officer:

Date:

Name:

(Office seal)

ANNEXURE 9

SYLLABUS FOR DIPLOMA AND D. VOC STUDENTS

ANNEXURE 9.1

BASICS OF CIVIL & MECHANICAL ENGINEERING (30 marks)

Module 1

General Introduction to Civil Engineering: Relevance of Civil Engineering in the overall infrastructural development of the country. Responsibility of an engineer in ensuring the safety of built environment. Brief introduction to major disciplines of Civil Engineering like Transportation Engineering, Structural Engineering, Geo-technical Engineering, Water Resources Engineering and Environmental Engineering.

Introduction to buildings: Types of buildings, selection of site for buildings, components of a residential building and their functions.

Building rules and regulations: Relevance of NBC, KBR & CRZ norms (brief discussion only).

Building area: Plinth area, built up area, floor area, carpet area and floor area ratio for a building as per KBR.

Module 2

Surveying: Importance, objectives and principles.

Construction materials, Conventional construction materials: types, properties and uses of building materials: bricks, stones, cement, sand and timber

Cement concrete: Constituent materials, properties and types.

Steel: Steel sections and steel reinforcements, types and uses.

Modern construction materials:- Architectural glass, ceramics, Plastics, composite materials, thermal and acoustic insulating materials, decorative panels, waterproofing materials. Modern uses of gypsum, pre fabricated building components (brief discussion only).

Module 3

Building Construction: Foundations: Bearing capacity of soil (definition only), functions of foundations, types – shallow and deep (brief discussion only). Load bearing and framed structures (concept only).

Brick masonry: - Header and stretcher bond, English bond & Flemish bond random rubble masonry.

Roofs and floors: - Functions, types; flooring materials (brief discussion only).

Basic infrastructure services: MEP, HVAC, elevators, escalators and ramps (Civil Engineering aspects only), fire safety for buildings.

Green buildings:- Materials, energy systems, water management and environment for green buildings. (brief discussion only).

Module 4

Analysis of thermodynamic cycles: Carnot, Otto, Diesel cycles, Derivation of efficiency of these cycles, Problems to calculate heat added, heat rejected, net work and efficiency. IC Engines: CI, SI, 2-Stroke, 4-Stroke engines. Listing the parts of different types of IC Engines. Efficiencies of IC Engines (Definitions only), Air, Fuel, cooling and lubricating systems in SI and CI Engines, CRDI, MPFI. Concept of hybrid engines.

Module 5

Refrigeration: Unit of refrigeration, reversed Carnot cycle, COP, vapour compression cycle (only description and no problems); Definitions of dry, wet & dew point temperatures, specific humidity and relative humidity, Cooling and dehumidification, Layout of unit and central air conditioners.

Description about working with sketches of: Reciprocating pump, Centrifugal pump, Pelton turbine, Francis turbine and Kaplan turbine. Overall efficiency, Problems on calculation of input and output power of pumps and turbines (No velocity triangles)

Description about working with sketches of: Belt and Chain drives, Gear and Gear trains, Single plate clutches.

Module 6

Manufacturing Process: Basic description of the manufacturing processes – Sand Casting, Forging, Rolling, Extrusion and their applications.

Metal Joining Processes: List types of welding, Description with sketches of Arc Welding, Soldering and Brazing and their applications

Basic Machining operations: Turning, Drilling, Milling and Grinding.

Description about working with block diagram of: Lathe, Drilling machine, Milling machine, CNC Machine. Principle of CAD/CAM, Rapid and Additive manufacturing.

ANNEXURE 9.2

BASICS OF ELECTRICAL AND ELECTRONICS ENGINEERING (30marks)

Module 1

Elementary Concepts of Electric Circuits

Elementary concepts of DC electric circuits: Basic Terminology including voltage, current, power, resistance, emf; Resistances in series and parallel; Current and Voltage Division Rules; Capacitors &

Inductors: V-I relations and energy stored. Ohms Law and Kirchhoff's laws-Problems; Star-delta conversion (resistive networks only-derivation not required)-problems.

Analysis of DC electric circuits: Mesh current method - Matrix representation - Solution of network equations. Node voltage methods-matrix representation-solution of network equations by matrix methods. Numerical problems.

Module 2

Elementary Concepts of Magnetic circuits, Electromagnetic Induction and AC fundamentals

Magnetic Circuits: Basic Terminology: MMF, field strength, flux density, reluctance - comparison between electric and magnetic circuits- Series and parallel magnetic circuits with composite materials, numerical problems.

Electromagnetic Induction: Faraday's laws, problems, Lenz's law- statically induced and dynamically induced emfs - Self-inductance and mutual inductance, coefficient of coupling

Alternating Current fundamentals: Generation of alternating voltages-Representation of sinusoidal waveforms: frequency, period, Average, RMS values and form factor of waveforms-Numerical Problems.

Module 3

AC Circuits: Phasor representation of sinusoidal quantities. Trigonometric, Rectangular, Polar and complex forms.

Analysis of simple AC circuits: Purely resistive, inductive & capacitive circuits; Inductive and capacitive reactance, concept of impedance. Average Power Power factor. Analysis of RL, RC and RLC series circuits-active, reactive and apparent power. Simple numerical problems.

Three phase AC systems: Generation of three phase voltages; advantages of three phase systems, star and delta connections (balanced only), relation between line and phase voltages, line and phase currents- Numerical problems

Module 4

Introduction to Semiconductor devices: Evolution of electronics – Vacuum tubes to nano electronics. **Resistors, Capacitors and Inductors (constructional features not required):** types, specifications. Standard values, color coding. **PN Junction diode:** Principle of operation, V-I characteristics, principle of avalanche breakdown. **Bipolar Junction Transistors:** PNP and NPN structures, Principle of operation, relation between current gains in CE, CB and CC, input and output characteristics of common emitter configuration.

Module 5

Basic electronic circuits and instrumentation: Rectifiers and power supplies: Block diagram description of a dc power supply, Working of a full wave bridge rectifier, capacitor filter (no analysis), working of simple zener voltage regulator.

Amplifiers: Block diagram of Public Address system, Circuit diagram and working of common emitter (RC coupled) amplifier with its frequency response, Concept of voltage divider biasing. **Electronic Instrumentation:** Block diagram of an electronic instrumentation system.

Module 6

Introduction to Communication Systems: Evolution of communication systems – Telegraphy to 5G.

Radio communication: principle of AM & FM, frequency bands used for various communication systems, block diagram of super heterodyne receiver, Principle of antenna – radiation from accelerated charge. **Mobile communication:** basic principles of cellular communications, principle and block diagram of GSM.

ANNEXURE 9.3

PROGRAMING IN C (15 marks)

Module 1

Basics of Computer Hardware and Software

Basics of Computer Architecture: processor, Memory, Input& Output devices

Application Software & System software: Compilers, interpreters, High level and low level languages Introduction to structured approach to programming, Flow chart Algorithms, Pseudo code (bubble sort, linear search - algorithms and pseudocode)

Module 2 Program Basics

Basic structure of C program: Character set, Tokens, Identifiers in C, Variables and Data Types ,Constants, Console IO Operations, printf and scanf

Operators and Expressions: Expressions and Arithmetic Operators, Relational and Logical Operators, Conditional operator, size of operator, Assignment operators and Bitwise Operators. Operators Precedence

Control Flow Statements: If Statement, Switch Statement, Unconditional Branching using goto statement, While Loop, Do While Loop, For Loop, Break and Continue statements.(Simple programs covering control flow)

Module 3

Arrays and strings

Arrays Declaration and Initialization, 1-Dimensional Array, 2-Dimensional Array

String processing: In built String handling functions (strlen, strcpy, strcat and strcmp, puts, gets) Linear search program, bubble sort program, simple programs covering arrays and strings

Module 4

Working with functions

Introduction to modular programming, writing functions, formal parameters, actual parameters Pass by Value, Recursion, Arrays as Function Parameters structure, union, Storage Classes, Scope and life time of variables, simple programs using functions

Module 5 Pointers and Files

Basics of Pointer: declaring pointers, accessing data though pointers, NULL pointer, array access using pointers, pass by reference effect

File Operations: open, close, read, write, append .

Sequential access and random access to files: In built file handling functions (rewind(), fseek(), ftell(), feof(), fread(), fwrite()), simple programs covering pointers and files.

ANNEXURE 9.4

ENGINEERING MECHANICS (15 marks)

Module 1

Introduction to Engineering Mechanics-statics-basic principles of statics-Parallelogram law, equilibrium law, principles of superposition and transmissibility, law of action and reaction(review) free body diagrams. Concurrent coplanar forces-composition and resolution of forces-resultant and equilibrium equations – methods of projections – methods of moments – Varignon's Theorem of moments.

Module 2

Friction – sliding friction - Coulomb's laws of friction – analysis of single bodies –wedges, ladder- analysis of connected bodies .

Parallel coplanar forces – couple - resultant of parallel forces – centre of parallel forces – equilibrium of parallel forces – Simple beam subject to concentrated vertical loads. General coplanar force system - resultant and equilibrium equations.

Module 3

Centroid of composite areas- – moment of inertia-parallel axis and perpendicular axis theorems. Polar moment of inertia, radius of gyration, mass moment of inertia-ring, cylinder and disc. Theorem of Pappus Guldinus (demonstration only)

Forces in space - vectorial representation of forces, moments and couples –resultant and equilibrium equations – concurrent forces in space (simple problems only)

Module 4

Dynamics – rectilinear translation - equations of kinematics(review)

kinetics – equation of motion – D'Alembert's principle. – motion on horizontal and inclined surfaces, motion of connected bodies. Impulse momentum equation and work energy equation (concepts only).

Curvilinear translation - equations of kinematics –projectile motion(review), kinetics – equation of motion. **Moment of momentum and work energy equation** (concepts only).

Module 5

Rotation – kinematics of rotation- equation of motion for a rigid body rotating about a fixed axis – rotation under a constant moment.

Plane motion of rigid body – instantaneous centre of rotation (concept only).

Simple harmonic motion – free vibration –degree of freedom- undamped free vibration of spring mass system-effect of damping(concept only)

ANNEXURE 9.5

MATHEMATICS (20 marks)

Module 1

Linear algebra

Systems of linear equations, Solution by Gauss elimination, row echelon form and rank of a matrix, fundamental theorem for linear systems (homogeneous and non-homogeneous, without proof), Eigen values and eigen vectors. Diagonalization of matrices, orthogonal transformation, quadratic forms and their canonical forms.

Module 2

Multivariable calculus-Differentiation and Integration

Concept of limit and continuity of functions of two variables, partial derivatives, chain rule, total derivative, Relative maxima and minima, Absolute maxima and minima on closed and bounded set.

Double integrals (Cartesian), reversing the order of integration, Change of coordinates (Cartesian to polar).

Module 3

Sequences and series

Convergence of sequences and series, convergence of geometric series and p-series(without proof), test of convergence (comparison, ratio and root tests without proof).

Taylor series (without proof, assuming the possibility of power series expansion in appropriate domains), Binomial series and series representation of exponential, trigonometric, logarithmic functions (without proofs of convergence); Fourier series, Euler formulas, Convergence of Fourier series (without proof).

Module 4

Calculus of vector functions

Vector valued function of single variable, derivative of vector function and geometrical interpretation, motion along a curve-velocity, speed and acceleration. Concept of scalar and vector fields, Gradient and its properties, directional derivative, divergence and curl.

Module- 5

Ordinary differential equations, Laplace Transforms and Fourier Transforms

Homogenous linear differential equation of second order, superposition principle, general solution, homogenous linear ODEs with constant coefficients-general solution. Solution of Euler-Cauchy equations (second order only). Existence and uniqueness (without proof).

Laplace Transform and its inverse, linearity, Laplace transform of basic functions, Laplace transform of derivatives and integrals, solution of differential equations using Laplace transform, Unit step function.

Fourier integral representation, Fourier sine and cosine integrals. Fourier sine and cosine transforms, inverse sine and cosine transform.

Fourier transform and inverse Fourier transform, basic properties.

ANNEXURE 9.6

ENGLISH (10 marks)

For English, out of 10 marks to be awarded, 5 marks will be for questions based on a given passage and remaining 5 marks for basic Grammar and General English of plus 2 standards.

SYLLABUS FOR B.SC STUDENTS
ANNEXURE 9.7

MATHEMATICS(40 marks)

Module 1 Linear algebra

Systems of linear equations, Solution by Gauss elimination, row echelon form and rank of a matrix, fundamental theorem for linear systems (homogeneous and non-homogeneous, without proof), Eigen values and eigen vectors. Diagonalization of matrices, orthogonal transformation, quadratic forms and their canonical forms.

Module 2

Multivariable calculus-Differentiation and Integration

Concept of limit and continuity of functions of two variables, partial derivatives, chain rule, total derivative, Relative maxima and minima, Absolute maxima and minima on closed and bounded set.

Double integrals (Cartesian), reversing the order of integration, Change of coordinates (Cartesian to polar).

Module 3

Sequences and series

Convergence of sequences and series, convergence of geometric series and p-series(without proof), test of convergence (comparison, ratio and root tests without proof).

Taylor series (without proof, assuming the possibility of power series expansion in appropriate domains), Binomial series and series representation of exponential, trigonometric, logarithmic functions (without proofs of convergence); Fourier series, Euler formulas, Convergence of Fourier series (without proof).

Module 4

Calculus of vector functions

Vector valued function of single variable, derivative of vector function and geometrical interpretation, motion along a curve-velocity, speed and acceleration. Concept of scalar and vector fields, Gradient and its properties, directional derivative, divergence and curl.

Module- 5

Ordinary differential equations, Laplace Transforms and Fourier Transforms

Homogenous linear differential equation of second order, superposition principle, general solution, homogenous linear ODEs with constant coefficients-general solution. Solution of Euler-Cauchy equations (second order only). Existence and uniqueness (without proof).

Laplace Transform and its inverse, linearity, Laplace transform of basic functions, Laplace transform of derivatives and integrals, solution of differential equations using Laplace transform, Unit step function.

Fourier integral representation, Fourier sine and cosine integrals. Fourier sine and cosine transforms, inverse sine and cosine transform. Fourier transform and inverse Fourier transform, basic properties.

ANNEXURE 9.8

ENGINEERING PHYSICS (30 marks)

Module 1

Engineering Mechanics and Friction

Introduction to Engineering Mechanics-statics-basic principles of statics-Parallelogram law, equilibrium law, principles of superposition and transmissibility, law of action and reaction(review) free body diagrams.

Concurrent coplanar forces-composition and resolution of forces-resultant and equilibrium equations –methods of projections – methods of moments .

Friction – sliding friction - Coulomb’s laws of friction – analysis of single bodies –wedges, ladder- analysis of connected bodies .

Module 2

Dynamics – rectilinear translation - equations of kinematics (review) kinetics – equation of motion – D’Alembert’s principle. – motion on horizontal and inclined surfaces, motion of connected bodies. Impulse momentum equation and work energy equation (concepts only).

Rotation – kinematics of rotation- equation of motion for a rigid body rotating about a fixed axis – rotation under a constant moment. Plane motion of rigid body – instantaneous centre of rotation (concept only).

Simple harmonic motion – free vibration –degree of freedom- undamped free vibration of spring mass system-effect of damping(concept only)

Module3

Oscillations, Waves and Wave Optics

Harmonic oscillations, Damped harmonic motion- Over damped, Critically damped and Under damped Cases, Quality factor- Expression, Forced oscillations, Amplitude Resonance-Expression for Resonant frequency, Quality factor and Sharpness of Resonance, Wave motion- Derivation of one dimensional wave equation and its solution.

Interference of light-Principle of superposition of waves, Theory of thin films - Cosine law (Reflected system), Derivation of the conditions of constructive and destructive Interference, - Measurement of wavelength and refractive index, Diffraction of light, Fresnel and Fraunhofer classes of diffraction.

Module 4

Quantum Mechanics & Nanotechnology

Introduction for the need of Quantum mechanics, Wave nature of Particles, Uncertainty principle, Applications-Absence of electrons inside a nucleus and Natural line broadening Mechanism. Introduction to nanoscience and technology, Increase in surface to volume ratio for nanomaterials, Quantum confinement in one dimension, Properties of nanomaterials-mechanical, electrical and optical, Applications of nanotechnology (qualitative ideas)

Acoustics & Ultrasonics

Acoustics, Classification of sound-Musical sound-Noise, Characteristics of Musical Sounds-Pitch or frequency-Loudness or Intensity-Measurement of Intensity level-Decibel-Quality or timbre, Absorption coefficient, Reverberation-Reverberation time-Significance- Factors affecting architectural acoustics and their remedies, Magnetostriction effect and Piezoelectric effect, Magnetostriction oscillator and piezoelectric oscillator –Working, Detection of ultrasonic waves.

Module 5

Laser and Fibre optics

Properties of laser, Absorption and emission of radiation, Spontaneous and stimulated emission, Construction and working of Ruby laser and Helium neon laser .Applications of laser, Holography, Difference between hologram and photograph, Applications Optic fibre-Principle of propagation of light, Types of fibres-Step index and Graded index fibres, Numerical aperture.

ANNEXURE 9.9

ENGINEERING CHEMISTRY (20 marks)

Module 1

Electrochemistry and Corrosion

Introduction - Differences between electrolytic and electrochemical cells - Daniel cell - redox reactions - cell representation. Different types of electrodes (brief) - Reference electrodes - SHE - Calomel electrode - Glass Electrode - Construction and Working. Single electrode potential - definition - Helmholtz electrical double layer -Determination of E^0 using calomel electrode. Determination of pH using glass electrode. Electrochemical series and its applications. Free energy and EMF - Nernst Equation - Derivation - single electrode and cell (Numericals) -Application - Variation of emf with temperature. Potentiometric titration - Introduction -Redox titration only. Lithiumion cell - construction and working. Conductivity- Measurement of conductivity of a solution (Numericals).

Corrosion-Electrochemical corrosion – mechanism. Galvanic series- cathodic protection - electroless plating –Copper and Nickel plating.

Module 2

Spectroscopic Techniques and Applications

Introduction- Types of spectrum - electromagnetic spectrum - molecular energy levels - Beer Lambert's law (Numericals). UV-Visible Spectroscopy – Principle - Types of electronic transitions - Energy level diagram of ethane, butadiene, benzene and hexatriene. Instrumentation of UV-Visible spectrometer and applications. IR-Spectroscopy – Principle - Number of vibrational modes - Vibrational energy states of a diatomic molecule and -Determination of force constant of diatomic molecule (Numericals) –Applications. ^1H NMR spectroscopy – Principle - Relation between field strength and frequency - chemical shift - spin-spin splitting (spectral problems) - coupling constant (definition) - applications of NMR- including MRI (brief).

Module 3

Instrumental Methods and Nanomaterials

Thermal analysis –TGA- Principle, instrumentation (block diagram) and applications – TGA of $\text{CaC}_2\text{O}_4 \cdot \text{H}_2\text{O}$ and polymers. DTA-Principle, instrumentation (block diagram) and applications - DTA of $\text{CaC}_2\text{O}_4 \cdot \text{H}_2\text{O}$. Chromatographic methods - Basic principles and applications of column and TLC Retention factor. GC and HPLC-Principle, instrumentation (block diagram) - retention time and applications.

Nanomaterials - Definition - Classification - Chemical methods of preparation - Hydrolysis and Reduction - Applications of nanomaterials - Surface characterisation -SEM – Principle and instrumentation (block diagram).

Module 4

Stereochemistry and Polymer Chemistry

Isomerism-Structural, chain, position, functional, tautomerism and matamerism - Definition with examples - Representation of 3D structures-Newman, Sawhorse, Wedge and Fischer projection of substituted methane and ethane. Stereoisomerism - Geometrical isomerism in double bonds and cycloalkanes (cis-trans and E-Z notations). R-S Notation – Rules and examples - Optical isomerism, Chirality, Enantiomers and Diastereoisomers-Definition with examples. Conformational analysis of ethane, butane, cyclohexane, mono and di methyl substituted cyclohexane.

Copolymers - Definition - Types - Random, Alternating, Block and Graft copolymers - ABS - preparation, properties and applications. Kevlar-preparation, properties and applications. Conducting polymers - Doping -Polyaniline and Polypyrrole - preparation properties and applications. OLED - Principle, construction and advantages.

Module 5

Water Chemistry and Sewage Water Treatment

Water characteristics - Hardness - Types of hardness- Temporary and Permanent - Disadvantages of hard water -Units of hardness- ppm and mg/L -Degree of hardness (Numericals) - Estimation of hardness-EDTA method (Numericals). Water softening methods-Ion exchange process-Principle, procedure and advantages. Reverse osmosis – principle, process and advantages. Municipal water treatment (brief) - Disinfection methods - chlorination, ozone and UV irradiation.

Dissolved oxygen (DO) -Estimation (only brief procedure-Winkler's method), BOD and COD definition, estimation (only brief procedure) and significance (Numericals). Sewage water treatment - Primary, Secondary and Tertiary - Flow diagram - Trickling filter and UASB process

ANNEXURE 9.10

PROGRAMING IN C (15 marks)

Module 1

Basics of Computer Hardware and Software

Basics of Computer Architecture: processor, Memory, Input& Output devices

Application Software & System software: Compilers, interpreters, High level and low level languages Introduction to structured approach to programming, Flow chart Algorithms, Pseudo code (bubble sort, linear search - algorithms and pseudocode)

Module 2 Program Basics

Basic structure of C program: Character set, Tokens, Identifiers in C, Variables and Data Types , Constants, Console IO Operations, printf and scanf

Operators and Expressions: Expressions and Arithmetic Operators, Relational and Logical Operators, Conditional operator, size of operator, Assignment operators and Bitwise Operators. Operators Precedence

Control Flow Statements: If Statement, Switch Statement, Unconditional Branching using goto statement, While Loop, Do While Loop, For Loop, Break and Continue statements.(Simple programs covering control flow)

Module 3

Arrays and strings

Arrays Declaration and Initialization, 1-Dimensional Array, 2-Dimensional Array

String processing: In built String handling functions (strlen, strcpy, strcat and strcmp, puts, gets) Linear search program, bubble sort program, simple programs covering arrays and strings

Module 4

Working with functions

Introduction to modular programming, writing functions, formal parameters, actual parameters Pass by Value, Recursion, Arrays as Function Parameters structure, union, Storage Classes, Scope and life time of variables, simple programs using functions

Module 5 Pointers and Files

Basics of Pointer: declaring pointers, accessing data though pointers, NULL pointer, array access using pointers, pass by reference effect

File Operations: open, close, read, write, append.

Sequential access and random access to files: In built file handling functions (rewind(), fseek(), ftell(), feof(), fread(), fwrite()), simple programs covering pointers and files.

ANNEXURE 9.11

ENGLISH (15 marks)

Total 15 questions for 15 marks based on the following topics

Vocabulary Building , The concept of Word Formation, Root words from foreign languages and their use in English, Acquaintance with prefixes and suffixes from foreign languages in English to form derivatives. Synonyms, antonyms, and standard abbreviations. Basic Writing Skills, Sentence Structures, Use of phrases and clauses in sentences, Importance of proper punctuation, Creating coherence, Organizing principles of paragraphs in documents, Techniques for writing precisely Identifying common errors in writing, Subject-verb agreement, Noun-pronoun agreement, Misplaced modifiers, Articles Prepositions, Redundancies, Clichés, Nature and Style of sensible writing, Describing , Defining, Classifying, Providing examples or evidence, Writing introduction and conclusion.

ANNEXURE 10

UNDERTAKING FROM THE STUDENTS AS PER THE PROVISIONS OF ANTI-RAGGING VERDICT BY THE HON'BLE SUPREME COURT OF INDIA

I, Mr. /Ms., Application
No.....Course:student of do hereby
undertake on this day Month Year.....,the following with respect to
above subject and Office Order No:

- 1) That I have read and understood the directives of the Hon'ble Supreme Court of India on anti-ragging and the measures proposed to be taken in the above references.
- 2) That I understand the meaning of Ragging and know that the ragging in any form is a punishable offence and the me is banned by the Court of Law.
- 3) That I have not been found or charged for my involvement in any kind of ragging in the past. However, I undertake to face disciplinary action/legal proceedings including expulsion from the Institute if the above statement is found to be untrue or the facts are concealed, at any stage in future.
- 4) That I shall not resort to ragging in any form at any place and shall abide by the rules/laws prescribed by the Courts, Govt. of India and Institute authorities for the purpose from time to time.

.....
Signature of Student

I hereby fully endorse the undertaking made by my child/ward.

.....
Signature of Mother/Father and or Guardian

Witness :

Signature of Mother/Father and or Guardian

Witness :

ANNEXURE 11

Office of the

Date:

Certificate to be produced by the applicants belonging to Anthyodaya Annayojana (AAY) and Priority House Hold (PHH) Category

(Vide G.O.(Ms.)No.2/2020/P&ARD dated 12.02.2020 and G.O.(Ms.)No.23/2022/P&ARD dated 04.10.2022)

This is to certify that Shri/Smt/KumariSon/daughter/wife of.....is a permanent resident of.....(H.E.address)Village.....District, Kerala State, whose photograph is affixed below, is a member of Anthyodaya Annayojana (AAY)/Priority House Hold (PHH) and that his/her name is included in the Ration Card issued under this category and that he/she does not belong to a caste/class recognised as Scheduled Castes, Scheduled Tribes or Other Backward Classes in the State and therefore he/she belongs to Economically Weaker Sections in General Category.(*)

Recent passport size
photograph of the
applicant

Signature

Name.....

Designation

(Seal)

*General category means and includes all classes of citizens other than scheduled caste, scheduled tribe, socially and educationally backward class and other backward class.

Note: Citizens belonging to other eligible communities (OEC), eligible for reservation for admission to educational institutions also stand excluded from general category.

ANNEXURE 12

**INCOME AND ASSETS CERTIFICATE TO BE PRODUCED BY ECONOMICALLY WEAKER
SECTIONS (EWSs) IN GENERAL CATEGORY**

Certificate No.....

Date

This is to certify that Shri/Smt/Kumari..... Son/daughter/wife ofis a permanent resident of.....
.....(H.E.address).....Village.....Taluk.....
.....District in Kerala, Pin Code. whose photograph is affixed below, belongs to Economically Weaker Sections in General Category (*) and that his/her family income is at Rs.
.....(in words also) for the financial year.....and that his/her family does not own or possess assets exceeding the limit specified in G.O.(Ms.)No.2/2020/P&ARD dated 12.02.2020 and that he/she belongs to caste/community/class which is not recognised as a Scheduled Caste, Scheduled Tribe or Other Backward Class as listed in List I, II and III in the Schedule to Rule 2 Part I, K.S & S.S.Rs, 1958.



Signature with Office Seal

Name.....

Designation

(*) General Category means and includes all Castes, Communities and Classes of citizens other than Scheduled Castes, Scheduled Tribes and Other Backward Classes.

Note: Citizens belonging to other eligible communities (OEC), eligible for reservation for admission to educational institutions also stand excluded from general category.

ANNEXURE 13

EMPLOYMENT & NO OBJECTION CERTIFICATE

Certified that Sri / Smt / Kum (Name, Designation) who is provisionally selected for the B.Tech. Program for Working Professionals in
(Name of the Engineering discipline) for the Academic Year 2025-26 at
..... (Name and place of the Institute where admission is being taken) for attending the program, is presently employed in this organization
.....
..... (Name of the organization and Place of employment) which is within a radial distance of 75 km from the institute where admission is being sought for.

Also certified that this establishment has no objection to Sri./Smt./Kum -----
----- (Name) who is provisionally selected for the B.Tech. Program for Working Professionals for the academic year 2025 – 2026 for attending the programme at -----

----- (Name and Place of the institute).

Signature of the Head of the Organisation / Authorised
Signatory

Place

Name

Date

Designation

(Office Seal)

ANNEXURE 14
EXPERIENCE AND CONDUCT CERTIFICATE

Certified that Sri/Smt/Kum
.....
(Name & Designation) has been continuously working at
.....
(Name of the organization and Place of employment) from to
..... and the total experience in this organization is years,
..... months and days as on the date of issue of this certificate.

It is also certified that his/her character and conduct is (good / bad) during the above period.

Signature of the Head of the Establishment

Place

Name

Date

Designation

(Office Seal)

ANNEXURE 15

GUIDELINES FOR IMAGES TO BE UPLOADED

For applying the candidate has to upload scanned images of photograph and signature to the application portal.

Photograph of candidate:

For applying online, the candidate must have a scanned/digital image of photograph. The Specification of photograph image should be strictly followed.

1. Photograph must be in colour with a light colour background, white is preferable. It must be taken by mobile phone/tab is not accepted
2. Photograph should be in passport size format and taken recently. Front view of full face and shoulder portion of candidate is to be seen clearly in the photograph.
3. The face of the candidate should be at the centre and straight.
4. Photo, wearing caps and dark glasses will be rejected.
5. Scanned image file should be in **jpg format** (Jpeg).
6. Dimensions of the photograph should be **200 pixels height** and **150 pixels width** and image file should be **between 15 kb and 30 kb** file size

Points to be noted:

1. If the face in the photograph is not clear or the image is not as per the above guideline, your application is liable to be rejected.
 2. A printed copy of the uploaded photo should be affixed on the specified place in the printout of the application and get it duly attested by gazetted officer /head of institution where the candidate has last studied.
 3. The uploaded photo and photo should be affixed on the printout of application should be identical, otherwise application is likely to be rejected.
- In Future, Your Admit Card, Data Sheet and Allotment Memo will be printed with the same photograph you have submitted at this stage. Moreover, in examination hall, the Invigilator has to verify the same photograph for identifying the candidate. So strictly follow the specifications and guidelines for the photo to be uploaded.

Signature of Candidate

1. On a plain white sheet, the candidate should put his/her signature with black /blue ink. Signature should be clear.
 2. Scan this signature and crop around the signature. Do not scan the full sheet. Scanned image file should be in **jpg format**.(Jpeg)
 3. Dimensions of the image of signature must be **100 pixels** height and **150 pixels** width.
 4. Image file should be between **10kb** and **30kb** file size. Subsequent to selecting the two images, candidate needs to verify whether the photograph shown in the screen is clear and sufficient to identify the candidate.
- Press 'Upload Images' button to upload all images to the application portal. If you try to upload an image which is not in the prescribed format, an error messages will be displayed in '**upload images**' column. All images should match the corresponding specification. The images once uploaded cannot be changed after completing of 'Fill Application' step.

Documents

- 1 All documents uploaded in proof of various claims made in the application must be in PDF format. The file size should be from 30 kb to 100 kb. The documents must be legible and readable.

ANNEXURE 16

INSTRUCTIONS FOR FILLING OMR SHEET

Attention of Invigilator: At the end of exam, please fold at the perforation and then tear

Attention of Candidate: Please do not separate the pages of the Answer Sheet
IMPORTANT: USE ONLY BLUE/BLACK BALL POINT PEN

(BASIC DATA)	OMR ANSWER SHEET	(ANSWERS)	ORIGINAL SIDE A																																																																																																																																																																																																																																																
<p style="text-align: center;">NOTE</p> <ul style="list-style-type: none"> ★ Please read the general instructions given overleaf for filling IN each item given below. ★ Any error in filling the required items may upset your performance. <div style="display: flex; justify-content: space-between;"> <div style="width: 45%;"> <p>1. Paper (Mark only if applicable)</p> <div style="display: flex; justify-content: space-around;"> <div style="border: 1px solid black; padding: 2px; text-align: center;">I</div> <div style="border: 1px solid black; padding: 2px; text-align: center;">II</div> </div> </div> <div style="width: 45%;"> <p>2. Version</p> <div style="display: flex; justify-content: space-around;"> <div style="border: 1px solid black; padding: 2px; text-align: center;">A</div> <div style="border: 1px solid black; padding: 2px; text-align: center;">B</div> </div> </div> </div> <div style="display: flex; justify-content: space-between; margin-top: 10px;"> <div style="width: 45%;"> <p>3. Roll No.</p> <table border="1" style="width: 100%; text-align: center;"> <tr><td> </td><td> </td><td> </td><td> </td><td> </td><td> </td><td> </td><td> </td><td> </td><td> </td></tr> <tr><td>0</td><td>0</td><td>0</td><td>0</td><td>0</td><td>0</td><td>0</td><td>0</td><td>0</td><td>0</td></tr> <tr><td>1</td><td>1</td><td>1</td><td>1</td><td>1</td><td>1</td><td>1</td><td>1</td><td>1</td><td>1</td></tr> <tr><td>2</td><td>2</td><td>2</td><td>2</td><td>2</td><td>2</td><td>2</td><td>2</td><td>2</td><td>2</td></tr> <tr><td>3</td><td>3</td><td>3</td><td>3</td><td>3</td><td>3</td><td>3</td><td>3</td><td>3</td><td>3</td></tr> <tr><td>4</td><td>4</td><td>4</td><td>4</td><td>4</td><td>4</td><td>4</td><td>4</td><td>4</td><td>4</td></tr> <tr><td>5</td><td>5</td><td>5</td><td>5</td><td>5</td><td>5</td><td>5</td><td>5</td><td>5</td><td>5</td></tr> <tr><td>6</td><td>6</td><td>6</td><td>6</td><td>6</td><td>6</td><td>6</td><td>6</td><td>6</td><td>6</td></tr> <tr><td>7</td><td>7</td><td>7</td><td>7</td><td>7</td><td>7</td><td>7</td><td>7</td><td>7</td><td>7</td></tr> <tr><td>8</td><td>8</td><td>8</td><td>8</td><td>8</td><td>8</td><td>8</td><td>8</td><td>8</td><td>8</td></tr> <tr><td>9</td><td>9</td><td>9</td><td>9</td><td>9</td><td>9</td><td>9</td><td>9</td><td>9</td><td>9</td></tr> </table> </div> <div style="width: 45%;"> <p>4. Qn Booklet No.*</p> <table border="1" style="width: 100%; text-align: center;"> <tr><td> </td><td> </td><td> </td><td> </td><td> </td><td> </td><td> </td><td> </td><td> </td><td> </td></tr> <tr><td>0</td><td>0</td><td>0</td><td>0</td><td>0</td><td>0</td><td>0</td><td>0</td><td>0</td><td>0</td></tr> <tr><td>1</td><td>1</td><td>1</td><td>1</td><td>1</td><td>1</td><td>1</td><td>1</td><td>1</td><td>1</td></tr> <tr><td>2</td><td>2</td><td>2</td><td>2</td><td>2</td><td>2</td><td>2</td><td>2</td><td>2</td><td>2</td></tr> <tr><td>3</td><td>3</td><td>3</td><td>3</td><td>3</td><td>3</td><td>3</td><td>3</td><td>3</td><td>3</td></tr> <tr><td>4</td><td>4</td><td>4</td><td>4</td><td>4</td><td>4</td><td>4</td><td>4</td><td>4</td><td>4</td></tr> <tr><td>5</td><td>5</td><td>5</td><td>5</td><td>5</td><td>5</td><td>5</td><td>5</td><td>5</td><td>5</td></tr> <tr><td>6</td><td>6</td><td>6</td><td>6</td><td>6</td><td>6</td><td>6</td><td>6</td><td>6</td><td>6</td></tr> <tr><td>7</td><td>7</td><td>7</td><td>7</td><td>7</td><td>7</td><td>7</td><td>7</td><td>7</td><td>7</td></tr> <tr><td>8</td><td>8</td><td>8</td><td>8</td><td>8</td><td>8</td><td>8</td><td>8</td><td>8</td><td>8</td></tr> <tr><td>9</td><td>9</td><td>9</td><td>9</td><td>9</td><td>9</td><td>9</td><td>9</td><td>9</td><td>9</td></tr> </table> </div> </div> <div style="margin-top: 10px;"> <p>5. Name of the Examination</p> <div style="border: 1px solid black; height: 20px; width: 100%;"></div> </div> <div style="margin-top: 10px;"> <p>6. Date of the Examination</p> <div style="border: 1px solid black; height: 20px; width: 100%;"></div> </div> <div style="display: flex; justify-content: space-between; margin-top: 10px;"> <div style="width: 45%;"> <p>7. Roll No.</p> <table border="1" style="width: 100%; text-align: center;"> <tr><td> </td><td> </td><td> </td><td> </td><td> </td><td> </td><td> </td><td> </td><td> </td><td> </td></tr> </table> </div> <div style="width: 45%;"> <p>8. Qn. Booklet No.*</p> <table border="1" style="width: 100%; text-align: center;"> <tr><td> </td><td> </td><td> </td><td> </td><td> </td><td> </td><td> </td><td> </td><td> </td><td> </td></tr> </table> </div> </div> <div style="margin-top: 10px;"> <p>9. Name of Candidate</p> <div style="border: 1px solid black; height: 20px; width: 100%;"></div> </div> <div style="margin-top: 10px;"> <p>10. Certified that the above entries are checked and found to be correct</p> <div style="border: 1px solid black; padding: 5px; margin-top: 10px;"> <p>.....</p> <p style="text-align: center;">Signature of the Candidate</p> <p>.....</p> <p style="text-align: center;">Signature of the Invigilator</p> </div> </div>											0	0	0	0	0	0	0	0	0	0	1	1	1	1	1	1	1	1	1	1	2	2	2	2	2	2	2	2	2	2	3	3	3	3	3	3	3	3	3	3	4	4	4	4	4	4	4	4	4	4	5	5	5	5	5	5	5	5	5	5	6	6	6	6	6	6	6	6	6	6	7	7	7	7	7	7	7	7	7	7	8	8	8	8	8	8	8	8	8	8	9	9	9	9	9	9	9	9	9	9											0	0	0	0	0	0	0	0	0	0	1	1	1	1	1	1	1	1	1	1	2	2	2	2	2	2	2	2	2	2	3	3	3	3	3	3	3	3	3	3	4	4	4	4	4	4	4	4	4	4	5	5	5	5	5	5	5	5	5	5	6	6	6	6	6	6	6	6	6	6	7	7	7	7	7	7	7	7	7	7	8	8	8	8	8	8	8	8	8	8	9	9	9	9	9	9	9	9	9	9																					<p>IF A CANDIDATE TAMPERS WITH THE BARCODE, HE/SHE WILL BE DISQUALIFIED/DEBARRED</p> <div style="margin: 20px 0;">↓</div> <p>BAR CODE</p> <div style="margin: 20px 0;">↓</div> <div style="margin: 20px 0;">↓</div>	<p style="text-align: center;">NOTE</p> <ul style="list-style-type: none"> ★ Please read the Instructions for marking answers given overleaf. ★ Start answering only when you are asked to do so by the Invigilator. <div style="display: flex;"> <div style="width: 45%;"> <p>1. A B C D</p><p>2. A B C D</p><p>3. A B C D</p><p>4. A B C D</p><p>5. A B C D</p><p>6. A B C D</p><p>7. A B C D</p><p>8. A B C D</p><p>9. A B C D</p><p>10. A B C D</p><p>11. A B C D</p><p>12. A B C D</p><p>13. A B C D</p><p>14. A B C D</p><p>15. A B C D</p><p>16. A B C D</p><p>17. A B C D</p><p>18. A B C D</p><p>19. A B C D</p><p>20. A B C D</p><p>21. A B C D</p><p>22. A B C D</p><p>23. A B C D</p><p>24. A B C D</p><p>25. A B C D</p><p>26. A B C D</p><p>27. A B C D</p><p>28. A B C D</p><p>29. A B C D</p><p>30. A B C D</p><p>31. A B C D</p><p>32. A B C D</p><p>33. A B C D</p><p>34. A B C D</p><p>35. A B C D</p><p>36. A B C D</p><p>37. A B C D</p><p>38. A B C D</p><p>39. A B C D</p><p>40. A B C D</p><p>41. A B C D</p><p>42. A B C D</p><p>43. A B C D</p><p>44. A B C D</p><p>45. A B C D</p><p>46. A B C D</p><p>47. A B C D</p><p>48. A B C D</p><p>49. A B C D</p><p>50. A B C D</p><p>51. A B C D</p><p>52. A B C D</p><p>53. A B C D</p><p>54. A B C D</p><p>55. A B C D</p><p>56. A B C D</p><p>57. A B C D</p><p>58. A B C D</p><p>59. A B C D</p><p>60. A B C D</p> </div> <div style="width: 45%;"> <p>61. A B C D</p><p>62. A B C D</p><p>63. A B C D</p><p>64. A B C D</p><p>65. A B C D</p><p>66. A B C D</p><p>67. A B C D</p><p>68. A B C D</p><p>69. A B C D</p><p>70. A B C D</p><p>71. A B C D</p><p>72. A B C D</p><p>73. A B C D</p><p>74. A B C D</p><p>75. A B C D</p><p>76. A B C D</p><p>77. A B C D</p><p>78. A B C D</p><p>79. A B C D</p><p>80. A B C D</p><p>81. A B C D</p><p>82. A B C D</p><p>83. A B C D</p><p>84. A B C D</p><p>85. A B C D</p><p>86. A B C D</p><p>87. A B C D</p><p>88. A B C D</p><p>89. A B C D</p><p>90. A B C D</p><p>91. A B C D</p><p>92. A B C D</p><p>93. A B C D</p><p>94. A B C D</p><p>95. A B C D</p><p>96. A B C D</p><p>97. A B C D</p><p>98. A B C D</p><p>99. A B C D</p><p>100. A B C D</p><p>101. A B C D</p><p>102. A B C D</p><p>103. A B C D</p><p>104. A B C D</p><p>105. A B C D</p><p>106. A B C D</p><p>107. A B C D</p><p>108. A B C D</p><p>109. A B C D</p><p>110. A B C D</p><p>111. A B C D</p><p>112. A B C D</p><p>113. A B C D</p><p>114. A B C D</p><p>115. A B C D</p><p>116. A B C D</p><p>117. A B C D</p><p>118. A B C D</p><p>119. A B C D</p><p>120. A B C D</p> </div> </div>	
0	0	0	0	0	0	0	0	0	0																																																																																																																																																																																																																																										
1	1	1	1	1	1	1	1	1	1																																																																																																																																																																																																																																										
2	2	2	2	2	2	2	2	2	2																																																																																																																																																																																																																																										
3	3	3	3	3	3	3	3	3	3																																																																																																																																																																																																																																										
4	4	4	4	4	4	4	4	4	4																																																																																																																																																																																																																																										
5	5	5	5	5	5	5	5	5	5																																																																																																																																																																																																																																										
6	6	6	6	6	6	6	6	6	6																																																																																																																																																																																																																																										
7	7	7	7	7	7	7	7	7	7																																																																																																																																																																																																																																										
8	8	8	8	8	8	8	8	8	8																																																																																																																																																																																																																																										
9	9	9	9	9	9	9	9	9	9																																																																																																																																																																																																																																										
0	0	0	0	0	0	0	0	0	0																																																																																																																																																																																																																																										
1	1	1	1	1	1	1	1	1	1																																																																																																																																																																																																																																										
2	2	2	2	2	2	2	2	2	2																																																																																																																																																																																																																																										
3	3	3	3	3	3	3	3	3	3																																																																																																																																																																																																																																										
4	4	4	4	4	4	4	4	4	4																																																																																																																																																																																																																																										
5	5	5	5	5	5	5	5	5	5																																																																																																																																																																																																																																										
6	6	6	6	6	6	6	6	6	6																																																																																																																																																																																																																																										
7	7	7	7	7	7	7	7	7	7																																																																																																																																																																																																																																										
8	8	8	8	8	8	8	8	8	8																																																																																																																																																																																																																																										
9	9	9	9	9	9	9	9	9	9																																																																																																																																																																																																																																										

* Should be filled in after receiving the Question-Booklet.

(Please Turn Over)

GENERAL INSTRUCTIONS

The OMR Answer Sheet has an Original Sheet and a Candidate's Copy below it glued together at the top. Candidate should not separate the pages of the Answer Sheet. The Items marked by the candidates in the original OMR Sheet will be carried over to the candidate's copy in the form of Impressions. Hence while marking in the Original Sheet, Candidate should ensure that the pages are aligned properly and enough pressure is given, so that the markings made in the Original Sheet against each item are exactly reproduced in the Candidate's Copy.

The Answer Sheet has two parts - "Basic Data" on the left side and "Answers" on the right, with a thin perforation in between, length wise.

All entries in the Answer Sheet are to be made in the Original Sheet only.

Fill in the boxes and darken the appropriate bubbles using a **black/blue ink ball point pen**.

Fill in all the entries on the "Basic Data" part before beginning to answer questions on the "Answers" part.

Entries regarding the Question Booklet No. should be filled in only after receiving the Question Booklet.

At the end of the Examination, the Candidate will hand over the OMR Answer Sheet to the Invigilator, who will first tear off the original sheet from the Candidate's copy. The Candidate's copy will be handed over to the candidate. Thereafter the Original sheet will be separated along the perforation in the presence of the Candidate.

WARNING

- **Pen Marking once made is final.**
- **Trying to erase an already marked bubble might leave a hole (tear) on the OMR Sheet or make dark smudges which will give an improper result with OMR reader.**
- **Trying to darken an already erased bubble will also lead to an unpredictable result.**
- **In the case of Improper bubbling/erasing/whitening etc, the reading of the OMR Machine will be taken as final and any arguments to defend such actions will not be entertained.**
- **To avoid any such misinterpretation, make sure that only one bubble corresponding to the correct response is darkened against each question. All other options should be left blank. Start darkening the bubble only after reading the question thoroughly and deriving at the correct response.**
- **Use of white fluid or any other correction fluid to erase the pen marking once made is not permitted.**

INSTRUCTIONS FOR MARKING ANSWERS

Mark your answers by darkening the appropriate bubbles with a black/blue ink ball point pen. Do not use pencil. Use of fountain pen, Gel pen or sketch pen and use of any color ink other than black/blue are not permitted.













Marking should be dark and the bubbles should be filled completely.

Please darken only one bubble for each question.









Once darkened, the bubble should not be erased.

Please make the marks only in the spaces provided. Do not make any stray marks ELSEWHERE in the Answer Sheet.

Correct method of marking answer.

1.    
2.    
3.    

Here are some wrong methods of marking answers

-  Use of tick mark
-  Use of Cross mark
-  Use of dot (.)
-  Use of Line Mark
-  Partially or Half filled Bubble
-  Marks outside the Bubble
-  More than one darkened bubble
-  More than one Marking

ANNEXURE 17

DISTRICT FACILITATION CENTRES OF LBS CENTRE FOR ANY ASSISTANCE

Sl no	Place	Address	Phone Number
1	Thiruvananthapuram	LBS Centre Nandavanam, Palayam Thiruvananthapuram - 695 033	0471-2324396 0471-2560327
2	Adoor	LBS Sub Centre Second Floor, Santhosh Building Above Bank of Baroda, Govt Hospital Junction, Adoor, Pathanamthitta Dist Pin 691523	0473-4227538
3	Alappuzha	LBS Sub Centre Municipal Library Building Thattampally P.O, Alappuzha- 688 013	0477-2254588
4	Pampady	LBS Sub Centre Kadavumbhagam Buildings Near Police Station, K.K.Road, Pampady, Kottayam- 686 502	0481-2505900
5	Kalamassery	LBS Regional Unit HMT Junction, NAD Road Kalamassery – 683 104.	0484-2541520
6	Thrissur	LBS Regional Unit Alumvettuvazhi Road Chiyyaram, Thrissur – 680 026	0487-2250751
7	Palakkad.	LBS Sub Centre II Floor, Charutha Chambers, Noorani Shornur Road, Palakkad	0491-2527425
8	Manjeri	LBS Sub Centre Indira Gandhi Bus Terminal, Kacherypady Manjeri, Malappuram- 676 121	0483-2764674
9	Kozhikode	LBS Regional Unit 17/420, Indira Gandhi Road Kozhikode – 673 004.	0495-2720250
10	Kannur	LBS Regional Unit Old Engg. College Campus Near S.N.Park, Kannur – 670 001	0497-2702812
11	Kasaragod	LBS Sub Centre 3 rd Floor, Municipal Shopping Complex, Old Bus Stand, Kasaragod – 671 121	0499-4221011